







Undermining Shoestring Budget: Financial Capability Determinants of Millennial Generation

Nadia Asandimitra^{1*}, Achmad Kautsar², Trias Madanika Kusumaningrum², Ika Diyah Candra Arifah¹

¹ Department of Management, Universitas Negeri Surabaya, Surabaya 60231 Indonesia

² Department of Management, Universitas Airlangga, Surabaya 60115, Indonesia

Corresponding Author Email: nadiaharyono@unesa.ac.id

<https://doi.org/10.18280/ijstdp.180417>

ABSTRACT

Received: 16 December 2022

Accepted: 27 February 2023

Keywords:

millennials, financial capability, financial literacy, financial attitude

Financial capability can help millennials address their risky financial behaviours and, in particular, provide low-income millennials with opportunities to develop healthy financial behaviours. This study aims to fill the research gap by exploring how millennials' financial capability is influenced by a combination of financial literacy and financial attitudes (as an intrinsic factor) and financial inclusion (as an extrinsic factor) mediated by financial behaviour. This research method is explanatory causality with the Millennial Generation population in East Java using purposive sampling techniques and SEM-AMOS analysis tools. The study result shows that millennial financial capability is influenced by a combination of financial attitudes and financial literacy (as an intrinsic factor) and financial inclusion (as an extrinsic factor) mediated by financial behaviour. This means that by having an excellent financial attitude supported by sound financial literacy and having access to financial services, millennials will create good financial behaviour to make sound financial decisions.

1. INTRODUCTION

The topic of the millennial generation is currently widely discussed in the world because the millennial generation has different characteristics compared to the previous generation. The millennial generation will play an essential role in various aspects for the next 10 to 20 years. In Indonesia, this topic is a critical issue. According to BPS data, 50% of the productive age population currently comes from the millennial generation. From 2020 to 2030, it is estimated to reach 70% of the productive age population [1].

This is a demographic bonus where the population of productive age is greater than that of non-productive age. One of the benefits of the demographic bonus is that it can change the level of the economy in a country either through its participation in the workforce or their participation as investors or savers [2]. As one of the main targets of the Indonesian government's financial inclusion policy, the financial capability of the millennial generation will assist them in determining financial products/services that help them to improve a better standard of living/financially well-being [3].

However, the *shoestring budget phenomenon* in the millennial generation, a condition where a person does not have enough money (in the form of cash or savings) to meet their basic needs, occurs in many big cities in the world, including Indonesia [4]. The shoestring budget condition is also heavily influenced by the economic background of families who are categorised as low-income earners or who are categorised as poor with an average income of less than \$200 per month [5] and lack of family support or limited access to financial assistance [4, 6]. This condition puts low-income millennials challenging to prepare for their financial future, such as education or health [7]. The unexpected drop in

income or unexpected expenses is a common experience in low-income households [8, 9].

However, millennials also have no emergency savings [10], and low-income millennials have savings with an average accumulation of around US\$ 200 [11]. Based on the Indonesia Millennial Report by the IDN Research Institute (2019), which researched 5,500 millennials throughout Indonesia, 51.1 per cent of the millennial generation's income was spent for routine needs, including entertainment, debt instalments, investments, and internet subscription fees.

The generation born between 1980-2000 set aside 10.7 per cent of total income to savings, which is still far from the ideal 30% of income for savings [12]. With no savings to cover the unexpected needs, millennials usually borrow from friends or family [13, 14] or do not pay the bill [8].

Millennials also have to pay tuition fees during their transition to adulthood. Low-income millennials carry a higher debt burden [15] and are more likely than their wealthier counterparts [16]. Millennials struggle to complete their degrees or avoid defaulting on loans indicate that their transition to adulthood coincides with substantial debt that can hinder their financial well-being [16]. With limited preparedness for emergencies, increased use of alternative financial products, and the accumulation of burdensome debt, millennials face obstacles that can threaten their overall financial happiness, future financial goals, and the transition to financial independence [17].

On the other hand, the millennial generation between 25-34 years old in Indonesia is the primary e-commerce user. Ali and Purwandi [18] show that millennials are the most active and most consumptive internet users. The Kadence Institute conducted research and found that the Indonesian people have an unhealthy consumptive lifestyle, 28% of the total

expenditure greater than income [19]. This consumptive behaviour will significantly affect the financial behaviour financial management. Meanwhile, in terms of investment behaviour, Indonesian investors, including the millennial generation, are considered not to have a long-term strategy or do not have financial goals, and 83% do not have a clear income target [20].

Financial capability can help address millennial risky financial behaviours and, in particular, provide low-income millennials with opportunities to develop healthy financial behaviours. Financial capability is an individual's ability to carry out good financial behaviour in an institutional context with opportunities facilitating such behaviour. Financial literacy and financial inclusion are the "building blocks" of financial capability [21]. Financial literacy can be linked to healthier behaviours such as avoiding the use of risky financial services and saving for retirement and emergencies [22, 23], although financial knowledge literacy on behavioural finance may disappear over time [24].

Meanwhile, financial inclusion refers to accessible and affordable financial products and services for underserved households [21]. It can benefit millennials who are less likely to have a checking or savings account or are more likely to use alternative financial products [25].

There are several studies on the determinants of the financial behaviour of the millennial generation in Indonesia, including [26-30]. The motivation of this research, apart from being a development of previous research which only limited its study to financial behaviour, not financial capability and researched the above also has not explored the influence of the extrinsic variable determining financial ability, namely financial inclusion.

Financial inclusion is an essential factor because, apart from being part of government policy [3], also supported by West and Friedline [31] about the significant role of financial inclusion on financial behaviour and financial ability in low-income millennials. Tambunan [32] describes the condition of financial inclusion benefit for alleviating poverty and financial welfare of the Indonesian people.

Fernández-Olit et al. [33] analyse the implementation of financial inclusion in the millennial generation in high and low-income countries. Kusumaningrum et al. [29] explores the effect of financial inclusion as a determinant of financial behaviour and ability in the millennial generation, along with financial knowledge. Thus, this study aims to fill the research gap by exploring how millennials' financial capability is influenced by a combination of financial literacy and financial attitudes (as an intrinsic factor) and financial inclusion (as an extrinsic factor) mediated by financial behaviour.

The results of this study are expected to help policymakers develop financial education programs to improve millennial behaviour to increase their financial capacity for their welfare. Thus, the originality of the current research is focused on: (1) the direct and indirect effects of financial attitude and financial literacy on financial ability; (2) analysis of the mediating role of financial behaviour within the framework of financial capability; and (3) the direct influence of financial inclusion on financial capability.

2. LITERATURE REVIEW

2.1 Millennial generation financial behavior

Financial behaviour is the behaviour that a person has when

managing personal finances seen from the psychological point of view and habits that the individual does in financial decision making [34]. Meanwhile, the study [35] explains that financial behaviour is a person's ability to manage (budgeting, planning, checking, managing, controlling, searching and storing) funds or finances in everyday life.

Behaviour can reflect a person's self from a psychological point of view [35]. Financial behaviour measurement is carried out using indicators from the studies of Falahati et al. [36] and Hasibuan et al. [37] namely timely payment of bills, provision of money for savings, unexpected expenses, monitoring of financial management, and evaluation of financial management.

Behavioural finance starts from a person's behaviour in the financial decision-making process [38]. Good financial behaviour leads to more responsible financial behaviour so that people can manage finances properly. According to this study, Indonesian consumer tend to buy things without thinking and are prone to impulsive shopping, leading to financial problems.

The emergence of financial management behaviour is caused by the influence of a person's desire to fulfil his needs based on the income level [35]. According to Brigham and Houston [39], ethical errors in financial management behaviour have led to many bankruptcies, so financial management skills are needed to overcome this consumer behaviour. In addition, this financial behaviour will also potentially hamper their welfare in the future [40]. Therefore, it is necessary to understand the financial capability of the millennial generation.

Ali and Purwandi [1] divide the population group into four generations, namely the "baby boomer" generation, "generation X", "millennial", and "generation Z". Generation X is a generation of baby boomers born between 1965 and 1980 and are 41 to 56 years old. Millennials are born between 1981-2000, or currently 21-40 years old, and Generation Z was born since 2000 until now.

Millennials exhibited complex financial behaviour in a very different macroeconomic environment from previous generations and were born in a financially liberalised market with variable interest rates and accessible credit lines [41]. This generation has to face a high cost of living due to high housing prices, so it must be purchased with a credit scheme [42], various choices of consumer credit [43], and an unstable labour market [44]. The financial behaviour of today's young millennials can shape their future financial well-being or potentially hinder their future ability to accumulate wealth [40].

Attitude precedes individual behaviour [45, 46]. In general, a financial attitude is defined as a person's behaviour towards money with a positive or negative tendency towards money [47]. Therefore, Sugiyanto et al. [48] measure it into five activities: controlling spending, saving regularly, comparing the services of financial instruments used, and having a reserve of funds and setting a budget.

Various studies have shown that attitudes reflect a prognostic relationship with behaviour [49], shows a direct and positive relationship. Financial literacy is a person's overall insight to manage his finances. The higher the level of financial literacy indicates the breadth of a person's knowledge of finance, the better his financial behaviour will be. This is the following research [36, 50, 51]. According to Chen and Volpe [52], the measurement translated into four dimensions: personal finance, management of deposits through savings and

time deposits, insurance, and investment. Considering the discussion above, the following hypothesis can be formulated:

H1: Financial attitude has a positive effect on financial behaviour.

H2: Financial literacy has a positive effect on financial behaviour.

2.2 Financial capability of millennial generation

Financial capability is a person's ability to manage and control finances [53]. It can be assumed that financial capability is financial self-efficacy which indicates a person's ability to take the necessary actions to deal with prospective situations. Financial capability is associated with using finances to get what you want to achieve financial wealth.

Huang et al. [54] financial capability is the ability to manage and control individual finances efficiently, including daily financial management such as budgeting, usage of bank accounts, retirement planning and anticipation of unexpected events by saving and financial products selection. Therefore, the measurement uses three elements of a combination of financial knowledge, financial access and financial functioning.

Furthermore, financial capability includes financial literacy and external opportunities through financial inclusion. Thus, financial capability consists of developing knowledge and access to financial services [55]. Research recommendations from the scholars [31-33, 56, 57] were studied about the importance of increasing the financial capability of millennials through financial inclusion.

Ability is a derived concept and reflects the various functions an individual may achieve and involves individual choice. Hence, capability is about a series of choices that an individual makes to achieve a set goal of becoming a financially capable individual [58].

An individual's assessment of their capacity to achieve desired financial behaviour and to achieve financial capability through financial knowledge, financial attitudes, and financial inclusion is financial self-efficacy [59]. This study will also relate to the process of identity development [60]. The process of developing financial identification includes financial attitudes, knowledge, and behaviour within the framework of financial capability [61]. Considering the discussion above, the following hypothesis can be formulated:

H3: Financial capability is positively influenced by financial behaviour.

2.3 Financial attitude on financial capability

Rajna et al. [62] financial attitude is a personal judgment, opinion, or state of mind about finances that is applied to his attitude. Someone who has an excellent financial attitude tends not to face financial problems often because he has a wise attitude in responding to financial problems followed by good financial management behaviour [63].

The positive influence of financial attitude on financial behaviour is also by the results of research from the scholars [64-66]. In contrast to the research that has been done [37, 62], which states that financial attitude has a negative influence on financial behaviour. The research conducted by the studies [67, 68] shows that financial attitude has no significant effect on financial behaviour.

Attitude is the confidence to make appropriate financial decisions, which will affect the individual's financial ability

[61]. A better financial attitude will increase financial capability [56]. If individuals can make sound financial decisions, they can be called financially capable.

Financial attitude is an essential factor in financial capability [69, 70]. A high level of financial capability is associated with sound and less risky financial behaviour. Financial capability has both individual and structural elements that combine the individual's ability to act and the opportunity to act, namely financial inclusion [71]. Financial behaviour is one of the essential factors of financial ability [70]. Financial capability refers to applying financial knowledge supported by desired financial behaviour to achieve financial well-being [69, 70].

Attitude expresses implicit beliefs that can influence behavioural intentions [45]. In the financial context, attitudes can be explained as opinions and mindsets about managing financial affairs and making financial decisions [72]. Attitude is about self-confidence to take appropriate financial decisions, and it affects an individual's financial ability [61]. A better attitude improves financial ability [56]. If one can make sound financial decisions, it can be called financially capable. Considering the discussion above, the following hypothesis can be formulated:

H4: Millennial's financial capability is positively influenced by financial attitude.

Because financial behaviour replaces financial attitude and precedes financial ability, financial behaviour falls between financial attitude and financial ability. Interestingly, attitudes produce behavioural and behavioural outcomes, and therefore, financial behaviour has a mediator role between attitudes and capabilities. So, to address this problem in research, the following hypotheses have been made:

H4a: The impact of financial attitude on financial capability is mediated by financial behaviour.

2.4 Financial literacy on financial capability

Financial literacy is the fundamental knowledge needed to manage personal finances successfully [73]. Individuals with high financial literacy know how to do good financial management and products. Individuals will know the benefits of existing financial products and understand how to use them [36].

These financial products include savings, loans, insurance, and investments. According to Prihartono and Asandimitra [74], individuals with high financial literacy will have a high understanding of finance. This financial management includes making a budget and developing a priority scale of needs so that financial resources can be allocated on target.

Financial capability has been introduced to expand the concept compared to the simple idea of financial literacy [75], which consists of capabilities and opportunities. If a person acquires skills and knowledge (literate) but does not use or apply them in practical decision making, they are recognised as financially incapable [76, 77]. A financially capable individual should have the ability and opportunity to improve their financial well-being by making wise financial decisions and actions. Financial literacy and financial inclusion aim to improve the financial capacity of young people [78], and not only the ability to act but the opportunity to act together affects financial capability [71]. Then the hypothesis can be formulated:

H5: Millennial financial capability is directly influenced by millennial financial literacy.

H5a: The impact of financial literacy on financial capability is mediated by financial behaviour.

2.5 Financial inclusion on financial capability

According to the OECD [79], financial inclusion is about awareness, availability, and accessibility of financial products and services, thus ensuring people to reach financial services and products.

Low levels of financial inclusion are about failure to access and utilize financial services that limit people from saving money properly, planning efficiently for cost-effective loans, and protecting them and their families from the basic disasters of hunger, crime, and poverty. Natural disasters [80]. Therefore, it is necessary to increase financial inclusion, which can lead to the development of financial capability [81].

Timely, accessible, cost-effective, financially attractive, easy to use, secure & protected and reliable financial products & services lead to financial inclusion [21, 82, 83]. Another study emphasized external factors (i.e., access to and use of services and products) regarding financial capacity building and stated that financial inclusion is an important point that must be considered for financial capacity [84]. Increased financial inclusion expands an individual's ability to invest and hedge against risk. Financial inclusion is strongly and positively linked to individual savings as access to bank accounts is linked to financial inclusion [75], ultimately increasing individuals' savings and financial security. Inclusion is measured based on the factual use of the public as consumers of financial products and services. Thus, the hypothesis can be formulated:

H6: Financial capability is directly affected by millennial financial inclusion.

Figure 1 illustrates the research framework.

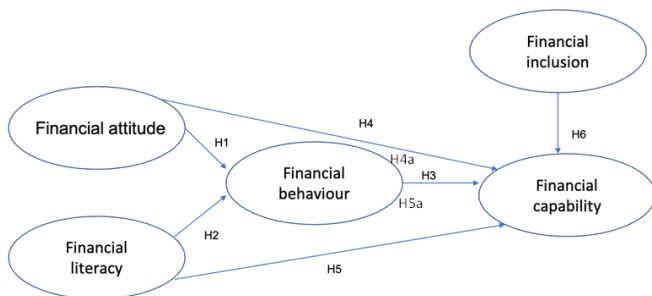


Figure 1. Research framework

3. METHODOLOGY

3.1 Types of research

The research method is a scientific way to obtain data with a specific purpose and use [85]. This is explanatory research that aims to test a theory or hypothesis to strengthen or even reject existing research theories or hypotheses using a quantitative approach. Based on the level of explanation, this research is associative, which explains the causal relationship to investigate the relationship between two or more variables.

3.2 Population and sample

In this study, the population is the millennial generation of Surabaya City, the second biggest industrial city in Indonesia.

The type of sampling is purposive sampling with the respondent criteria:

(1) Domiciled in Surabaya, both natives and immigrants who live in Surabaya.

(2) Born between 1981-2000, or between the ages of 20 and 39.

For implementation in the field using techniques, *snowball sampling* is a sampling technique that is initially small in number and then enlarges [85]. One or two people initially chose the determination of this sample. Then, two previous people sought other respondents so that the number of samples increased until the target of 220 respondents could be achieved.

3.3 Data collection technique

Data collection techniques are tools or methods used to collect research data consisting of interview techniques, questionnaires, and observations [85]. This study uses a questionnaire to collect data, and the questionnaire will be prepared both online and offline. The questionnaire is a data collection technique done by giving a set of questions or written statements to respondents to answer [85]. The statement scale used is the Likert scale. The Likert scale is a widely used scale that asks respondents to indicate the degree of agreement or disagreement with each series of statements [86].

3.4 Data analysis technique

Multiple linear regression

The analytical method used in this study is multiple linear regression. The equation of multiple linear regression is:

$$Y_1 = \alpha + \beta X_1 + \beta X_2 + e \tag{1}$$

where, Y_1 =financial behaviour variable value; α =constant value Y if $X=0$; X_1 =financial attitude variable value; X_2 =financial literacy variable value; β =regression coefficient X_1, X_2 ; e =residue.

$$Y_2 = \alpha + \beta X_1 + \beta X_2 + \beta X_3 + \beta X_4 + e \tag{2}$$

where, Y_2 =financial capability variable value; α =constant value Y if $X=0$; X_1 =financial attitude variable value; X_2 =financial literacy variable value; X_3 =financial behavior variable value; X_4 =financial inclusion variable value; β =regression coefficient X_1, X_2, X_3, X_4 ; e =residue.

4. RESULTS AND DISCUSSION

4.1 Validity and reliability test results

At this stage, the primary data of the four variables (financial attitude, financial literacy, financial behaviour and financial capability) must go through a validity and reliability test first. The results of the validity and reliability tests are summarised in Table 1.

Table 1 shows that indicators FB19 and FB20 in the financial behavior variable and FC30 on financial capability are invalid, so they are deleted in this study. The value of the r table is 0.138 so that the corrected item-total is valid. For the reliability test, the minimum Cronbach's Alpha value is 0.7, and all variables are declared reliable.

Table 1. Validity and reliability test results

Variable	Indicator	Corrected Item-Total Correlation	Cronbach's Alpha
<i>Financial Attitude</i>	FA1	0.594	0.874
	FA2	0.659	
	FA3	0.764	
	FA4	0.689	
	FA5	0.669	
	FA6	0.577	
	FA7	0.504	
	FA8	0.593	
<i>Financial Literacy</i>	FL9	0.640	0.841
	FL10	0.580	
	FL11	0.707	
	FL12	0.677	
	FL13	0.661	
	FL14	0.641	
	FL15	0.614	
	FL16	0.294	
	FL17	0.255	
	FL18	0.233	
<i>Financial Behavior</i>	FB19	-0.121*	0.866
	FB20	-0.264*	
	FB21	0.656	
	FB22	0.659	
	FB23	0.704	
	FB24	0.667	
	FC25	0.547	
	FC26	0.517	
	FC27	0.398	
	FC28	0.487	
	FC29	0.298	
	FC30	0.116*	
	FC31	0.492	
	FC32	0.657	
<i>Financial Capability</i>	FC33	0.697	0.923
	FC34	0.505	
	FC35	0.708	
	FC36	0.691	
	FC37	0.637	
	FC38	0.662	
	FC39	0.512	
	FC40	0.656	
	FC41	0.753	
	FC42	0.730	
	FC43	0.697	
	FC44	0.697	
	FC45	0.622	
	FC46	0.392	

4.2 Classic assumption test results

Table 2. Hypothesis testing

Dependent	Independent	B	Std. Error	T	Sig.	VIEW
<i>Financial Capability</i>	(Constant)	1.202	.171	7.026	0.000	
	Financial Attitude	-.121	.048	2.497	0.013	1,462
	Financial Literacy	.385	.055	6,941	0.000	1,704
	Financial Behavior	.199	.063	3.166	0.002	1992
	Financial Inclusion	.092	.037	2,500	0.013	2.173
	Test Model Determinant				65.586	0.000
<i>Financial Behavior</i>	(Constant)	-.025	.229	-0.109	0.913	
	Financial Attitude	.193	.064	3.009	0.003	1,400
	Financial Literacy	.286	.068	4.197	0.000	1,400
	Test Model Determinant				28.125	0.000
Sobel Test	FA-FB-FC				2.1812	0.014
	FL-FB-FC				2.5257	0.005

Table 2 shows that the multicollinearity test is declared not to occur because the VIF value is smaller than 10. The Glejser test analysis shows no heteroscedasticity. In the autocorrelation test, the Durbin Watson value of 2.062 is in the area where there is no autocorrelation. Finally, the normality test used Kolmogorov Smirnov with a value of 0.485 or above 0.050 so that the research data were normally distributed. In the conclusion of this classical assumption test, the research model can be continued to the next stage.

4.3 Regression result

Based on Table 2, the multiple regression equation in this study is as follows:

$$\text{Financial Capability} = 1,202 + 0,121 \text{ Financial attitude} + 0,385 \text{ Financial literacy} + 0,199 \text{ Financial behavior} + 0,092 \text{ Financial inclusion} + e$$

The multiple linear regression model explains that the constant value of 1.202 states that if the value of the independent variable is considered constant, then the value of financial capability is 0.686. The financial attitude regression coefficient of 0.121 states that for every 1000 times increase in financial attitude, it will increase financial management behaviour by 121 times. The financial literacy regression coefficient of 0.385 states that every 1000 times increase in financial literacy level will decrease financial management behaviour by 385 times.

The financial behaviour regression coefficient of 0.199 states that every 1000 times increase in financial behaviour will increase financial management behaviour by 199 times. The financial inclusion regression coefficient of 0.092 states that every 1000 increases in financial inclusion will increase financial management behaviour by 92 times.

While e is the residue or all things that may influence the dependent variable, this research is not observed.

$$\text{Financial Behavior} = 0.193 \text{ Financial attitude} + 0.286 \text{ Financial literacy} + e$$

The multiple linear regression model explains that the financial attitude regression coefficient of 0.193 states that for every 1000 times increase in financial attitude, it will increase financial management behaviour by 193 times.

The financial literacy regression coefficient of 0.286 states that every 1000 times increase in financial literacy level will decrease financial management behaviour by 286 times. At the same time, e is the residue where all things may influence the dependent variable but are not observed in this research.

4.4 Coefficient of determination results

The coefficient of determination (R^2) measures how far the model can explain variations in the dependent variable. Based on Table 2, the coefficient of determination in financial capability research is 0.548. This means that the independent variables included in this model, namely financial attitude, financial literacy, financial behaviour and financial inclusion, can explain the dependent variable (financial capability) by 54.8%. In contrast, the rest (45.2%) is explained by variables outside the model.

The coefficient of determination in financial behaviour research is 0.198. It means that the independent variables included in this model, namely financial attitude and financial literacy, can explain the dependent variable (financial behaviour) of 19.8%, while variables outside the model explain the rest (80.2 %).

4.5 Hypothesis test results

4.5.1 F test

The F test is a test of the financial capability model of the millennial generation. From the significant value in Table 2, it can be seen that it is 0.0000, far below 5%. In conclusion, the F test is significant. Simultaneously there is an influence between financial attitude, financial literacy, financial behaviour and financial inclusion on the financial capability of the millennial generation.

The F test is a test of the financial behaviour model of the millennial generation; from the significant value in Table 2, it looks like 0.0000, far below 5%. In conclusion, the F test is significant. Simultaneously there is an influence between financial attitude and financial literacy on the financial behaviour of the Surabaya millennial generation.

4.5.2 T-test

To test the independent variables one by one whether or not there is an effect on the dependent variable (Y) using the t-test. If $\text{Sig} > 0.05$, then H_0 is accepted, and if $\text{Sig} < 0.05$, then H_0 is rejected. In Table 2, the significance level of the financial attitude variable is < 0.050 , and then H_0 is rejected, meaning that there is an influence between the financial attitude and the financial capability of the millennial generation. The significance of the financial literacy variable < 0.050 then H_0 is rejected, meaning that there is an influence between financial literacy and the financial capability of the millennial generation in Indonesia.

The significance of the financial behaviour variable < 0.050 then H_0 is rejected, meaning that there is an influence between Financial behaviour and the financial capability of the millennial generation. Finally, the significance of the Financial inclusion variable < 0.050 then H_0 is rejected.

About financial behaviour, in Table 2, the significance level of the financial attitude variable is < 0.050 , then H_0 is rejected, meaning that there is an influence between financial attitude and the millennial generation's financial behaviour. Moreover, the significance of the financial literacy variable < 0.050 then H_0 is rejected, meaning that there is an influence between financial literacy and the financial behaviour of the Surabaya millennial generation.

4.5.3 Mediation test

This study uses the Sobel test to test the indirect effect (mediation). Based on Table 2, the following results can be obtained:

(1) Hypothesis for financial attitude variable \rightarrow financial behaviour \rightarrow financial capability has a probability value of 0.014 ($p=0.05$). This shows that the hypothesis is accepted, meaning that financial behaviour can mediate the effect of financial attitude on financial capability.

(2) The sixth hypothesis for the erratic financial literacy \rightarrow financial behaviour \rightarrow financial capability has a probability value of 0.005 ($p=0.05$). This shows that the sixth hypothesis is rejected. So, it can be concluded that financial behaviour can mediate the influence of financial literacy on financial capability.

4.6 Discussion

4.6.1 Financial attitude on the financial behavior

Based on the partial test calculation results, financial attitude obtained a significance value (p-value) of 0.003. This

signature value is smaller than the probability level of 0.050, so financial attitude affects the financial behaviour of the Indonesian millennial generation. These results indicate that the better the financial attitude of the millennial generation, the better the quality of their financial behaviour.

Financial attitude relates to the individual's attitude towards managing expenses, budgeting, saving, having reserve funds, and making investments. This attitude has a positive or negative tendency, so that it is associated with financial management or financial behaviour, so individuals who have a positive financial attitude will carry out good financial management or good financial behaviour [11, 28, 34-38, 45-49].

4.6.2 Financial literacy on the financial behavior

Based on the partial test calculation results, financial literacy obtained a significance value (p-value) of 0.000. This signature value is smaller than the probability level of 0.050, so financial literacy affects the financial behaviour of the Indonesian millennial generation. These results indicate that the better the financial knowledge of the millennial generation, the better the quality of their financial behaviour.

Financial literacy is related to the financial insight that individuals have. The higher the literacy rate, the higher the financial behaviour. With the breadth of knowledge related to finance, namely related to the management of savings, insurance and investment, it will be wiser to behave related to finance.

This is supported by the description of re's answer respondents where the Indonesia millennial generation can be categorised as having fairly good financial literacy with the highest score on prioritising investment quality and having the lowest value answer on choosing the right insurance, meaning that the Indonesia millennial generation has not been able to choose the right insurance. Considering that the millennial generation respondents in this study have just worked or have no work experience, they have not been able to make various investments and choose insurance whose premiums are according to their abilities [36, 50-52].

4.6.3 Financial behavior on the financial capability

Based on the results of partial test calculations, financial behavior obtained a significance value (p-value) of 0.002. This signature value is smaller than the probability level of 0.050, so financial behavior affects the financial capability of the millennial generation in Indonesia. These results indicate that the better the financial behaviour of the millennial generation, the better the quality of their financial capabilities.

Financial capability is related to the achievement of financial wellness by using its financial capabilities. This means that if individuals who have positive financial behaviour can manage current and future needs and lead to financial satisfaction, they have the good financial capability.

This is supported by the description of respondents' answers where the Indonesia millennial generation can be categorised as having poor financial behaviour with the highest score on pay bills on time (e.g. electricity, and postpaid credit and has the lowest score answer on record expenses (daily, monthly). This means that the millennial generation in Indonesia has not been able to record their expenses regularly.

Considering that the millennial generation who are respondents in this study are new to work or do not have work experience so that most of their income is only enough to cover their daily needs, but on the one hand, the convenience of

doing online shopping makes respondents behave extravagantly and forget to record their expenses regularly. Although the millennial generation has poor financial behaviour related to expenditure management, this does not cause poor financial capabilities. This can be seen from the description of respondents' answers that, on average, the millennial generation has a reserve of funds for urgent needs [31-33, 53-61, 87].

4.6.4 Financial attitude on the financial capability

Based on the partial test calculation results, financial attitude obtained a significance value (p-value) of 0.013. This signature value is smaller than the probability level of 0.050, so financial attitude affects financial capability for the millennial generation in Indonesia. These results indicate that the better the financial behaviour of the millennial generation, the better the quality of their financial capabilities.

A person with an excellent financial attitude means having sound financial judgments, opinions, and thoughts so that they can apply them in daily life related to financial decisions and deal with financial problems wisely to be said to have good financial capabilities.

This is supported by the description of respondents' answers where the Indonesia millennial generation can be categorised as having an excellent financial attitude with a value of the highest level is fully aware of their financial situation and having the lowest value for money answer is not everything, meaning that the millennial generation in Indonesia still considers the importance of having much money.

Considering that the millennial generation respondents in this study have incomes below \$300 because they are new to work or do not have much work experience after graduating from college. Because they are aware of this situation, plus they still have a wasteful nature, the millennial generation is fully aware of having reserve funds for unexpected events to be categorised as good financial capabilities. This finding supports the previous research [64-67].

4.6.5 Financial attitude on financial capability is mediated by the financial behavior of the surabaya millennial generation

Based on the results of the Sobel test to obtain a significance value (p-value) of 0.014. This signature value is smaller than the probability level of 0.050, so financial attitude affects the financial capability of the millennial generation in Indonesia, mediated by financial behaviour. These results indicate that the Indonesian millennial generation's more financial-related attitude and good financial management and behaviour will affect their financial capabilities.

Individuals with an excellent financial attitude mean having wisdom in dealing with issues related to finance. This is because the individual has sound judgments, opinions, and thoughts applied in daily attitudes related to financial decisions to have good financial capabilities. This finding supports the previous research [64-67].

4.6.6 Financial literacy on the financial capability

Based on the partial test calculation results, financial literacy obtained a significance value (p-value) of 0.000. This significance value is smaller than the probability level of 0.050, so financial literacy affects the financial capability of the Indonesian millennial generation. These results indicate that the better the financial knowledge of the millennial generation, the better the quality of their financial capabilities.

The higher the knowledge about financial products so that

they understand the benefits and risks of these products and apply this knowledge in financial decisions in everyday life, it can be interpreted that the individual has good financial capabilities.

This is supported by the description of the answer respondents where the Indonesia millennial generation can be categorised as having fairly good financial literacy with the highest score on prioritising investment quality and having the lowest value answer on choosing the right insurance, meaning that the Indonesia millennial generation has not been able to choose the right insurance. Considering that the millennial generation respondents in this study have just worked or have no work experience, they have not been able to make various investments and choose insurance whose premiums are according to their abilities [37, 71, 73, 74, 76-78].

4.6.7 Financial literacy on financial capability that mediated by the financial behaviour

Based on the results of the Sobel test to obtain a significance value (p-value) of 0.005. This signature value is smaller than the probability level of 0.050, so financial literacy affects the financial capability of the millennial generation in Indonesia, mediated by financial behaviour. These results indicate that more financial knowledge of Indonesia's millennial generation and sound financial management and behaviour will affect their financial capabilities.

Financial literacy is basic knowledge in order to manage finances well. Individuals with good financial literacy know the existing financial products and understand the use of these financial products. If an individual's financial understanding is good, it will impact daily financial behaviour where he can prepare a budget and priority scale for his life needs so that his finances can be allocated properly. If the individual can apply his financial knowledge in financial decisions, he is financially capable [37, 72-78].

4.6.8 Financial inclusion on the financial capability

Based on the partial calculation of financial inclusion results, a significance value (p-value) of 0.013. This signature value is smaller than the probability level of 0.050, so financial inclusion affects the financial capability of the millennial generation. These results indicate that the better the financial inclusion of the millennial generation, the better the quality of their financial capabilities.

Indonesia's millennial generation already has good enough financial inclusion to enable them to reach financial services and products. Hence, they can save properly, do efficient planning for cost-effective loans, and protect themselves and their families from the basic disasters of hunger, crime, and natural disasters so that financial capability can be built with limited income considering that they have just entered the working environment or have just graduated from college [23, 75, 82-84].

5. CONCLUSIONS AND SUGGESTIONS

This study shows a positive relationship between financial literacy, attitude and inclusion on financial capability mediated by the financial behaviour of the millennial generation. This shows that the millennial generation's knowledge and understanding of the return and risk of a transaction and the choice of financial instruments determine their capability in managing finances. This is also supported

by applying financial literacy in daily activities and the availability of information, access and banking products through financial inclusion.

Therefore, this study provides practical implications to the banking sector to increase awareness and availability of banking products specifically for students or the younger generation with various administrative conveniences and low monthly fees. Furthermore, the government is also expected to support this financial inclusion by increasing the coverage area of banking services to rural areas and across islands.

While the theoretical implication offers a novelty that shows the role of financial behaviour in mediating the causality above, which shows the existence of habitual factors in financial management, which will determine whether the millennial generation is financially capable in the short and long term to undermine shoestring budget problems and become financially wealthier.

This study has limitations in the number of respondents, which may not be used to generalize the picture of phenomena throughout Indonesia and globally. So that in addition to increasing the number of respondents, further research is expected to include control variables such as age, gender and education to obtain more complete research results.

REFERENCES

- [1] Ali, H., Purwandi, L. (2017). The urban middle-class millennials indonesia: Financial and online behavior. <https://alvara-strategic.com/wp-content/uploads/whitepaper/The-Urban-Middle-Class-Millennials.pdf>.
- [2] Kartika, D.S.N, Jubaedah, J., Kusmana, A. (2020). Analisis Perilaku Keuangan Generasi Milenial di Era Digital. In Business Management, Economics, And Accounting National Seminar, Jakarta, 1: 1535-1550.
- [3] OJK. (2016). Draft financial services authority regulation on increasing financial literacy and inclusion in the financial services sector for consumers and/or the community. [https://www.ojk.go.id/id/regulation/otoritas-jasa-keuangan/raancang-regulation/Documents/Consultation Paper RPOJK Financial Literacy and Inclusion.pdf](https://www.ojk.go.id/id/regulation/otoritas-jasa-keuangan/raancang-regulation/Documents/Consultation%20Paper%20RPOJK%20Financial%20Literacy%20and%20Inclusion.pdf).
- [4] Diemer, M.A. (2015). Different social class dimensions play different roles in the transition to adulthood. In Families in an Era of Increasing Inequality, National Symposium on Family Issues 5, PR Amato, pp. 159-164. https://doi.org/10.1007/978-3-319-08308-7_12
- [5] Central Bureau of Statistics. (2019). Poverty profile in Indonesia September 2019. Official Statistics News. Retrieved from <https://www.bps.go.id/pressrelease/2020/01/15/1743/persentase-penresident-miskin-september-2019-turun-menjadi-9-22-persen.html>
- [6] Wightman, P.D., Patrick, M.E., Schoeni, R.F., Schulenberg, J.E. (2013). Historical trends in parental financial support of young adults. Retrieved from <http://citeseerx.ist.psu.edu/viewdoc/download;jsessionid=D0FAC88C1887F66405FABAB4444017CA?doi=10.1.1.412.2523&rep=rep1&type=pdf>.
- [7] Howlett, E., Kees, J., Kemp, E. (2008). The role of self-regulation, future orientation, and financial knowledge in long-term financial decisions. *Journal of Consumer Affairs*, 42(2): 223-242. <https://doi.org/10.1111/j.1745->

- 6606.2008.00106.x
- [8] Collins, J.M., Gjertson, L. (2013). Emergency savings for low-income consumers. Institute for Research on Poverty, pp. 12-18.
- [9] Mills, G., Amick, J. (2010). Can savings help overcome income instability. An Urban Institute Program to Assess Changing Social Policies, pp. 1-10.
- [10] de Bassa Scheresberg, C. (2013). Financial literacy and financial behavior among young adults: Evidence and implications. *Numeracy*, 6(2): 5. <https://doi.org/10.5038/1936-4660.6.2.5>
- [11] Friedline, T., Song, H.A. (2013). Accumulating assets, debts in young adulthood: Children as potential future investors. *Children and Youth Services Review*, 35(9): 1486-1502. <https://doi.org/10.1016/j.chilyouth.2013.05.013>
- [12] Utomo, W.P. (2019). Indonesia millennial report. Retrieved from <https://cdn.idntimes.com/content-documents/indonesia-millennial-report-%0A2019-by-idn-times.pdf>
- [13] Kim, H., DeVaney, S.A. (2001). The determinants of outstanding balances among credit card revolvers. *Journal of Financial Counseling and Planning*, 12(1): 67-79.
- [14] Yilmazer, T., Devaney, S.A. (2005). Household debt over the life cycle. *Finance Services Review*, 14: 285-304.
- [15] Institute for College Access and Success. (2012). Pell Grants help keep college affordable for millions of Americans.
- [16] Baum, S., Steele, P. (2007). Trends in higher education series: Student aids.
- [17] Gutter, M., Copur, Z. (2011). Financial behaviors and financial well-being of college students: Evidence from a national survey. *Journal of Family and Economic Issues*, 32(4): 699-714. <https://doi.org/10.1007/s10834-011-9255-2>
- [18] Ali, H., Purwandi, L. (2016). Indonesia 2020: The urban middle-class millennials. Retrieved from www.alvara-strategic.com
- [19] Susilawati, D. (2016). 28 percent of people have expenditures more than income. Retrieved March 22, 2021, from <https://www.republika.co.id/berita/gaya-hidup/trend/16/02/03/ol1z6gv384-28-persen-masyarakat-milikipengeluaran-merah-besar-dari-pendapatan>
- [20] Marketers. (2016). Indonesians have no clear financial goals. Retrieved March 23, 2021, from <https://marketeers.com/Orang-Indonesia-Tak-Miliki-Goal-Kuangan-Yang-Clear>
- [21] Sherraden, M.S. (2013). Building blocks of financial capability. *Financial education and capability: Research, education, policy, and practice*, 3-43. <https://doi.org/10.1093/acprof:oso/978019755950.001.0001>
- [22] Brown, A.M., Collins, J.M., Schmeiser, M.D., Urban, C. (2015). State mandated financial education and the credit behavior of young adults. *Finance and Economics Discussion Series (FEDS)*. <https://doi.org/10.2139/ssrn.2498087>
- [23] Cole, S., Paulson, A., Shastry, G.K. (2014). Smart money? The effect of education on financial outcomes. *The Review of Financial Studies*, 27(7): 2022-2051. <https://doi.org/10.1093/rfs/hhu012>
- [24] Fernandes, D., Lynch Jr, J.G., Netemeyer, R.G. (2014). Financial literacy, financial education, and downstream financial behaviors. *Management Science*, 60(8): 1861-1883. <https://doi.org/10.1287/mnsc.2013.1849>
- [25] Rhine, S.L.W., Robbins, E. (2012). National survey of unbanked and underbanked households.
- [26] Ramadhan, A.Y., Asandimitra, N. (2019). Determinants of financial management behavior of millennial generation in Surabaya. *Minds*, 6(2): 129-144. <https://doi.org/10.24252/minds.v6i2.9506>
- [27] Asandimitra, N., Narsa, I.M., Irwanto, A., Ishartanto, H. (2021). The effect of money attitude, subjective norm, perceived behavioural control, and perceived risk on millennial's saving intention. *BISMA (Bisnis dan Manajemen)*, 14(1): 1-14. <https://doi.org/10.26740/bisma.v14n1.p1-14>
- [28] Kautsar, A., Asandimitra, N., Isbanah, Y., Kusumaningrum, T.M., Rozaq, K. (2020). Financial management behavior of junior high school woman teacher. *Technium Social Sciences Journal*, 14: 445-453.
- [29] Kusumaningrum, T.M., Isbanah, Y., Paramita, R.A.S. (2019). Factors affecting investment decisions: Studies on young investors. *International Journal of Academic Research in Accounting, Finance and Management Sciences*, 9(3): 10-16. <https://doi.org/10.6007/ijarafms.v9-i3/6321>
- [30] Paramita, R.S., Isbanah, Y., Kusumaningrum, T.M., Musdholifah, M., Hartono, U. (2018). Young investor behavior: Implementation theory of planned behavior. *International Journal of Civil Engineering and Technology*, 9(7): 733-746.
- [31] West, S., Friedline, T. (2016). Coming of age on a shoestring budget: Financial capability and financial behaviors of lower-income millennials. *Social Work (United States)*, 61(4): 305-312. <https://doi.org/10.1093/sw/sww057>
- [32] Tambunan, T. (2015). Financial inclusion, financial education, and financial regulation: A story from Indonesia. *ADB Working Paper 535*, Tokyo. <https://doi.org/10.2139/ssrn.2641734>
- [33] Fernández-Olit, B., Martín Martín, J.M., Porras González, E. (2020). Systematized literature review on financial inclusion and exclusion in developed countries. *International Journal of Bank Marketing*, 38(3): 600-626. <https://doi.org/10.1108/IJBM-06-2019-0203>
- [34] Humaira, I., Sagoro, E.M. (2018). The influence of financial knowledge, financial attitudes, and personality on financial management behavior on MSME actors in the batik craft center of bantul regency. *Nominal Journal*, VII(1): 96-110.
- [35] Kholilah, N. Al, Iramani, R. (2013). Financial management behavior study in surabaya society. *Journal of Business and Banking*, 3(1): 69-80. <http://dx.doi.org/10.14414/jbb.v3i1.255>
- [36] Falahati, L., Sabri, M.F., Paim, L.H.J. (2012). Assessment a model of financial satisfaction predictors: examining the mediate effect of financial behavior and financial strain. *World Applied Sciences Journal*, 20(2): 190-197. <https://doi.org/10.5829/idosi.wasj.2012.20.02.1832>
- [37] Hasibuan, B.K., Lubis, Y.M., Hr, W.A. (2017). Financial literacy and financial behavior as a measure of financial satisfaction. In *Advances in Economics, Business and Management Research (AEBMR)*, pp. 503-507.

- <https://doi.org/10.2991/ebic-17.2018.79>
- [38] Ida, I., Dwinta, C.Y. (2010). The influence of locus of control, financial knowledge, income on financial management behavior. *Journal of Business and Accounting*, 12(3): 131-144. <https://doi.org/10.34208/jba.v12i3.202>
- [39] Brigham, E.F., Houston, J.F. (2010). *Fundamentals of financial management (11th Edition)*. Jakarta: Salemba Four.
- [40] Friedline, T., Johnson, P., Hughes, R. (2014). Toward healthy balance sheets: Are savings accounts a gateway to young adults' asset diversification and accumulation. *Federal Reserve Bank of St. Louis Review*, 96(4): 359-389. <https://doi.org/10.20955/r.96.359-389>
- [41] Castronova, E., Hagstrom, P. (2004). The demand for credit cards: Evidence from the survey of consumer finances. *Economic Inquiry*, 42(2): 304-318. <https://doi.org/10.1093/ei/cbh062>
- [42] Emmons, W., Noeth, B. (2014). Young adults' balance sheets and the economy. *Balance Sheets of Younger Americans: Is the American Dream at Risk*.
- [43] Elliott, W., Lewis, M. (2014). The student loan problem in America: It is not enough to say, "Students will eventually recover. Assets and Education Initiative (AEDI). Lawrence: University of Kansas School of Social Welfare. <https://doi.org/10.13140/2.1.2329.2162>
- [44] Levenson, A.R. (2010). Millennials and the world of work: An economist's perspective. *Journal of Business Psychology*, 25: 257-264. <https://doi.org/10.1007/s10869-010-9170-9>
- [45] Ajzen, I. (1991). The theory of planned behavior. *Organisational Behavior and Human Decision Processes*, 50: 179-211. [https://doi.org/10.1016/0749-5978\(91\)90020-T](https://doi.org/10.1016/0749-5978(91)90020-T)
- [46] Yong, C.C., Yew, S.Y., Wee, C.K. (2018). Financial knowledge, attitude and behaviour of young working adults in Malaysia. *Institutions and Economics*, 10(4): 21-48.
- [47] Zainiati, N. (2017). Pengaruh Locus of Control dan Sikap Keuangan yang Dimediasi oleh Niat Terhadap Perilaku Pengelolaan Keuangan Keluarga. Skripsi, Sekolah Tinggi Ilmu Ekonomi Perbanas. STIE Perbanas Surabaya.
- [48] Sugiyanto, T., Radianto, W.E., Efrata, T.C., Dewi, L. (2019). Financial literacy, financial attitude, and financial behavior of young pioneering business entrepreneurs. In 2019 International Conference on Organizational Innovation (ICOI 2019), pp. 353-358. <https://doi.org/10.2991/icoi-19.2019.60>
- [49] Hira, T.K. (2012). Promoting sustainable financial behavior: Implications for education and research. *International Journal of Consumer Studies*, 36: 502-507. <https://doi.org/10.1111/j.1470-6431.2012.01115.x>
- [50] Akben-selcuk, E. (2015). Factors influencing college students' financial behaviors in Turkey: Evidence from a national survey. *International Journal of Economics and Finance*, 7(6): 87-94. <https://doi.org/10.5539/ijef.v7n6p87>
- [51] Kautsar, A., Asandimitra, N. (2019). Financial knowledge as youth preneur success factor. *Journal of Social and Development Sciences*, 10(2): 26-32.
- [52] Chen, H., Volpe, R.P. (1998). An analysis of personal financial literacy among college students. *Financial Services Review*, 7(2): 107-128. [https://doi.org/10.1016/S1057-0810\(99\)80006-7](https://doi.org/10.1016/S1057-0810(99)80006-7)
- [53] Taylor, M. (2011). Measuring financial capability and its determinants using survey data. *Social Indicators Research*, 102(2): 297-314. <https://doi.org/10.1007/s11205-010-9681-9>
- [54] Huang, J., Nam, Y., Lee, E.J. (2015). Financial capability and economic hardship among low-income older Asian immigrants in a supported employment program. *Journal of Family and Economic Issues*, 36(2): 239-250. <https://doi.org/10.1007/s10834-014-9398-z>
- [55] Loke, V., Choi, L., Libby, M. (2015). Increasing youth financial capability: An evaluation of the mypath savings initiative. *Journal of Consumer Affairs*, 49(1): 97-126. <https://doi.org/10.1111/joca.12066>
- [56] Batty, M., Collins, J.M., Odders-White, E. (2015). Experimental evidence on the effects of financial education on elementary school students' knowledge, behavior, and attitudes. *Journal of Consumer Affairs*, 49(1): 69-96. <https://doi.org/10.1111/joca.12058>
- [57] Era, G., Khan, K.A., Mlouk, A., Brabenec, T. (2020). Improving financial capability: The mediating role of financial behavior. *Economic Research-Ekonomska Istrazivanja*, pp. 1-18. <https://doi.org/10.1080/1331677X.2020.1820362>
- [58] Clark, D.A. (2005). Cents's capability approach and the many spaces of human well-being. *The Journal of Development Studies*, 41(8): 1339-1368. <https://doi.org/10.1080/00220380500186853>
- [59] Danes, S.M., Haberman, H.R. (2007a). Teen financial knowledge, self-efficacy, and behavior: A gendered view. *Financial Counseling and Planning Volume*, 18(2): 48-60.
- [60] Berzonsky, M.D. (1989). Identity style: Conceptualisation and measurement. *Journal of Adolescent Research*, 4(3): 268-282.
- [61] Shim, S., Serido, J., Bosch, L., Tang, C. (2013). Financial identity-processing styles among young adults: A longitudinal study of socialisation factors and consequences for financial capabilities. *Journal of Consumer Affairs*, 47(1): 128-152. <https://doi.org/10.1111/joca.12002>
- [62] Rajna, A., Ezat, W.S., Al Junid, S., Moshiri, H. (2011). Financial management attitude and practice among the medical practitioners in public and private medical service in Malaysia. *International Journal of Business and Management*, 6(8): 105. <https://doi.org/10.5539/ijbm.v6n8p105>
- [63] Herdjiono, I., Damanik, L.A. (2016). Effect of financial attitude, financial knowledge, parental income on financial management behavior. *Journal of Theoretical and Applied Management*, 9(3): 226-241. <https://doi.org/10.20473/JMTT.V9I3.3077>
- [64] Aminatuzzahra. (2014). Persepsi Pengaruh Pengetahuan Keuangan, Sikap Keuangan, Sosial Demografi Terhadap Perilaku Keuangan Dalam Pengambilan Keputusan Investasi Individu (Studi Kasus Pada Mahasiswa Magister Manajemen Universitas Diponegoro). *Jurnal Bisnis Strategi*, 23(2): 70-96.
- [65] Amanah, E., Iradianty, A., Rahardian, D. (2016). Pengaruh Financial Knowledge, Financial Attitude Dan External Locus of Control Terhadap Personal Financial Management Behavior Pada Mahasiswa S1 Universitas Telkom. *E-Proceeding of Management*, 3(2): 1228-1235.
- [66] Yap, R.J.C., Komalasari, F., Hadiansah, I. (2018). The

- effect of financial literacy and attitude on financial management behavior and satisfaction. *Bisnis & Birokrasi: Jurnal Ilmu Administrasi dan Organisasi*, 23(3): 4. <https://doi.org/10.20476/jbb.v23i3.9175>
- [67] Lianto, R., Elizabeth, S.M. (2017). Analisis pengaruh financial attitude, financial knowledge, income terhadap financial behavior di kalangan ibu rumah tangga Palembang (studi kasus Kecamatan Ilir Timur I). *STIE MDP*, pp. 1-12.
- [68] Rizkiawati, N.L., Asandimitra, N. (2018). Pengaruh Demografi, Financial Knowledge, Financial Attitude, Locus of Control Dan Financial Self-Efficacy Terhadap Financial Management Behavior Masyarakat Surabaya. *Jurnal Ilmu Manajemen*, 6(3): 93-107. <https://doi.org/10.26740/jim.v6n3>
- [69] Potocki, T., Cierpiał-Wolan, M. (2019). Factors shaping the financial capability of low-income consumers from rural regions of Poland. *International Journal of Consumer Studies*, 43(2): 187-198. <https://doi.org/10.1111/ijcs.12498>
- [70] Xiao, J.J., Chen, C., Chen, F. (2014). Consumer financial capability and financial satisfaction. *Social Indicators Research*, 118: 415-432. <https://doi.org/10.1007/s11205-013-0414-8>
- [71] Johnson, E., Sherraden, M.S. (2007). From financial literacy to financial capability among youth from financial literacy to financial capability among youth. *Journal of Sociology & Welfare*, 34(3): 119. <https://scholarworks.wmich.edu/jssw/vol34/iss3/7>
- [72] Arifin, A.Z. (2018). Influence factors toward financial satisfaction with financial behavior as intervening variable on Jakarta area workforce. *European Research Studies Journal*, XXI(1): 90-103. <https://doi.org/10.11214/thalassinos.21.01.008>
- [73] Anggraeni, A.A., Tandika, D. (2019). Effect of financial literacy and financial attitude on financial management behavior. *Management Proceedings*, 5(1): 85-92.
- [74] Prihartono, M.R.D., Asandimitra, N. (2018). Analysis of factors influencing financial management behavior. *International Journal of Academic Research in Business and Social Sciences*, 8(8): 308-326. <https://doi.org/10.6007/IJARBS/v8-i8/4471>
- [75] Kempson, E., Peroti, V., Scott, K. (2013). Measuring financial capability: A new instrument and results from low- and middle-income countries.
- [76] Piotrowska, M. (2019). Facets of competitiveness in improving the professional skills. *Journal of Competitiveness*, 11(2): 95-112. <https://doi.org/https://doi.org/10.7441/joc.2019.02.07>
- [77] Vlaev, I., Elliott, A. (2018). Defining and influencing financial capability. In R. Ranyard (Eds.), *Economic Psychology*. John Wiley & Sons, Ltd.
- [78] Despard, M.R., Chowa, G.A.N. (2014). Testing a measurement model of financial capability among youth in Ghana. *Journal of Consumer Affairs*, 48(2): 301-322. <https://doi.org/10.1111/joca.12031>
- [79] OECD. (2013). Financial literacy and inclusion: Result of OECD/INFE survey across countries and by gender.
- [80] GPMI. (2010). G20 principles for innovative financial inclusion.
- [81] Accion. (2020). Seizing the moment: On the road to financial inclusion. <https://content.centerforfinancialinclusion.org/wp-content/uploads/sites/2/2018/08/fi2020-synthesis-report-seizing-the-moment.pdf>
- [82] Aprea, C., Wuttke, E., Breuer, K., Koh, N.K., Davies, P., Greimel-fuhrmann, B. (2016). *International handbook of financial literacy*. (JS Lopus, Ed.). Springer Science Business Media Singapore. <https://doi.org/10.1007/978-981-10-0360-8>
- [83] Nizam, R., Karim, Z.A., Rahman, A.A., Sarmidi, T. (2020). Financial inclusiveness and economic growth: new evidence using a threshold regression analysis. *Economic Research-Ekonomika Istrazivanja*, 33(1): 1465-1484. <https://doi.org/10.1080/1331677X.2020.1748508>
- [84] Chowa, G., Ansong, D., Despard, M.R. (2014). Financial capabilities: Multilevel modeling of the impact of internal and external capabilities of rural households. *Social Work Research*, 38(1): 19-35. <https://doi.org/10.1093/swr/svu002>
- [85] Sugiyono, S. (2018). *Metode Penelitian Kuantitatif, Kualitatif dan R&D*. Bandung: Alfabeta.
- [86] Malhotra, N.K. (2009). *Marketing research* (Keem Edition). Jakarta: PT Index.
- [87] Danes, S.M., Haberman, H. (2007). Teen financial knowledge, self-efficacy, and behavior: A gendered view. *Journal of Financial Counseling and Planning*, 18(2): 48-60.