
Nano SiO₂ catalyzed synthesis of Imidazo[1,2-a]pyridines

Tejeswararao Dharmana*, Koteswara Rao Kola, Nagamani Naidu Bonnada

GMR Institute of Technology, Rajam, Andhra Pradesh, PIN 532127, India
tejeswararao.d@gmrit.org

ABSTRACT. A facile microwave assisted reaction of phenacyl bromide and 2-amino pyridine is catalyzed by Nano SiO₂ under solvent free conditions to give corresponding Imidazo[1,2-a]pyridines in good yields. Reactions proceed with high efficiency and good functional group tolerance. This approach provides a useful protocol for the preparation of highly substituted Imidazo[1,2-a]pyridine derivatives.

RÉSUMÉ. Une réaction facile assistée par micro-ondes du bromure de phénacyle et de la 2-amino pyridine est catalysée par du Nano SiO₂ dans des conditions sans solvant pour donner les Imidazo[1,2-a]pyridines correspondantes avec de bons rendements. Les réactions se déroulent avec une efficacité élevée et une bonne tolérance fonctionnelle du groupe. Cette approche fournit un protocole utile pour la préparation de dérivés d'Imidazo[1,2-a]pyridine hautement substitués.

KEYWORDS: nano SiO₂, microwave irradiation, Imidazo[1,2-a]pyridines, phenacyl bromide.

MOTS-CLÉS: nano SiO₂, irradiation par micro-ondes, Imidazo[1,2-a]pyridines, bromure de phénacyle.

DOI:10.3166/ACSM.42.547-553 © 2018 Lavoisier

1. Introduction

Heterocyclic compounds broadly exist in various natural products and synthetically prepared drugs (Hanson *et al.*, 2008). Imidazo[1,2-*a*]pyridine derivatives are highly attractive heteroaromatic units because of their diverse biological activity (Kim *et al.*, 2011). Highly popular drugs in medical field like Zolpidem, Alpidem, Zolimidine, Olprinone and SCH28080 containing Imidazo[1,2-*a*]pyridine as key moiety (Enguehard *et al.*, 2000). It is also reported that Imidazo[1,2-*a*]pyridine derivatives show excellent biological and pharmaceutical activities such as antiulcer, antiviral, antiapoptotic and anticancer (Bode *et al.*, 2011). In addition to that most of the electronic devices has Imidazo[1,2-*a*]pyridine as core ligands. Many synthetic approaches have been reported for the development of Imidazo[1,2-*a*]pyridine derivatives. Best methods for the construction of Imidazo[1,2-*a*]pyridine are multicomponent reactions, one-pot condensation, metal catalyzed C–H activation by metal catalyzed reactions (Dai *et al.*, 2005). The chemical and pharmaceutical industries are always under pressure to build up more environmentally friendly organic reaction methodologies the synthesis of Imidazo[1,2-*a*]pyridine derivatives. Therefore, it is highly attractive to explore metal free, short reaction time and environmentally benign synthesis to form those heterocycles (Cao *et al.*, 2014).

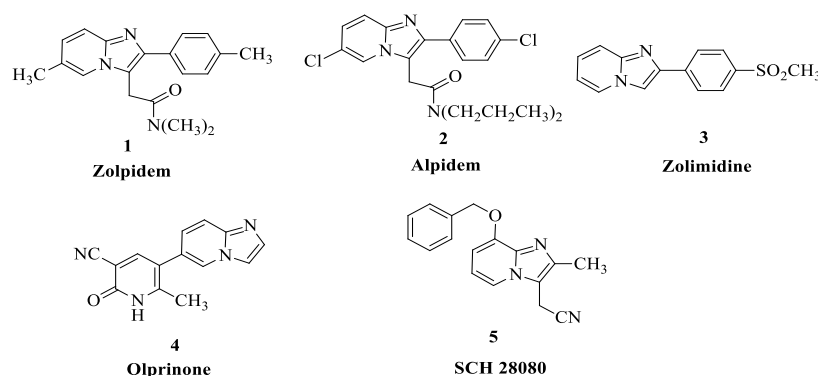


Figure 1. Biologically active Imidazo[1,2-*a*]pyridine derivatives

On the other hand, microwave-assisted organic synthesis has been applied as an efficient accelerator in many organic reactions (Roberts and Strauss, 2005). This technology facilitates the organic reactions with high yields, short reaction times, and cleaner reactions. The benefits offered by microwave irradiation have also been widely used in the field of PMA-Silica catalyzed reactions (Hassan *et al.*, 2017). The best advantage of microwave irradiation is reduce the time from days or hours to minutes. In this Letter, we developed Nano SiO₂ catalyzed, simple, and efficient procedure to synthesize Imidazo[1,2-*a*]pyridine derivatives via a coupling reaction

between phenacyl bromide and 2-amino pyridine under microwave irradiation and solvent free conditions.

2. Materials and methods

Melting points were recorded by using Buchi R-535 instrument and are uncorrected. NMR spectra were recorded on either a Bruker Advance 300 or Advance 400 spectrometer. Chemical shifts (δ) are given in ppm using internal references or TMS as external reference for CDCl₃. Mass spectra were recorded on Finnigan MAT 1020 mass spectrometer operating at 70 eV.

General Reaction Procedure: A mixture of phenacyl bromide (1 mmol) and 2-amino pyridine (1.2 mmol) and Nano SiO₂ were placed in a sealed tube then irradiated at 100°C in a microwave oven for 30sec. After completion of the reaction, as indicated by TLC, the reaction mixture was washed with diethyl ether (3x10mL) then diluted with water (3x10 ml). The combined ether extracts were concentrated by rotary evaporator. The pure product separated by column chromatography by eluting 5% ethyl acetate in hexane. The rest of the Nano SiO₂ was further washed with ether and recycled in subsequent runs.

2.1. Selected spectroscopic data

2-phenyl Imidazo[1,2-a]pyridine (3a): Brown solid, M.P. 130-135°C; ¹H NMR (300 MHz, CDCl₃): δ 8.12 (d, J = 6.7 Hz, 1H), 7.89 (d, J = 7.5 Hz, 2H), 7.84 (s, 1H), 7.63 (d, J = 9.0 Hz, 1H), 7.40 (t, J = 7.5 Hz, 2H), 7.30 (d, J = 7.5 Hz, 1H), 7.14 (dd, J = 6.7, 9.0 Hz, 1H), 6.74 (t, J = 6.7 Hz, 1H); ¹³C NMR (75MHz, CDCl₃): δ 145.6, 131.9, 128.7, 127.9, 126.0, 125.5, 124.7, 117.4, 116.2, 108.1; IR (KBr): 2924, 2854, 1740, 1629, 1500, 1471, 1366, 1073 cm⁻¹; ESIMS: m/z : (M+H)⁺: 195; HRMS calcd for C₁₃H₁₁N₂ (M+H)⁺: 195.0922; found, 195.0921.

7-methyl-2-phenyl Imidazo[1,2-a]pyridine (3b): White solid, M.P. 163-165°C; ¹H NMR (300 MHz, CDCl₃): δ 8.52 (d, 1H, J = 1.51 Hz), 7.87 (d, 2H, J = 7.55), 7.72 (s, 1H), 7.45-7.25 (m, 4H), 6.57 (d, 1H, J = 7.55Hz), 2.41 (s, 3H); IR (KBr): 2955, 2865, 1629, 1478, 1370, 1073 cm⁻¹; ESIMS: m/z : (M+H)⁺: 209.

2-(4-chlorophenyl) Imidazo[1,2-a]pyridine (3c): Brown solid, M.P. 206-207°C; ¹H NMR (300 MHz, CDCl₃): δ 8.10 (d, 1H, J = 6.79), 7.91 (t, 1H, J = 2.26Hz), 7.83 (s, 1H), 7.80 (d, 1H, J = 8.30 Hz), 7.61 (d, 1H, J = 9.06), 7.34 (t, 1H, J = 8.30), 7.27 (d, 1H, J = 2.26 Hz), 7.16 (dt, 1H, J = 1.51, 6.79 Hz), 6.77 (dt, 1H, J = 1.51, 6.79 Hz); ¹³C NMR (100 MHz, CDCl₃): 145.6, 144.5, 133.6, 132.1, 128.8, 127.2, 125.5, 124.9, 117.4, 112.5, 108.1 ; IR (KBr) : 2924, 2854, 1740, 1629, 1500, 1471 cm⁻¹; ESIMS: m/z : (M+H)⁺: 229.

2-p-tolyl Imidazo[1,2-a]pyridine (3d): White solid, M.P. 143-145°C; ¹H NMR (300 MHz, CDCl₃): δ 8.12 (d, 1H, J = 6.4 Hz), 7.86 (d, 2H, J = 8.0 Hz), 7.83 (s, 1H), 7.65 (d, 1H, J = 8.0 Hz), 7.24-7.27 (m, 2H), 7.17 (t, 1H, J = 8.2 Hz), 6.78 (t,

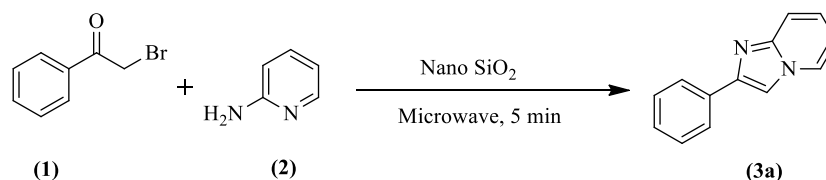
1H, $J = 6.4$ Hz), 2.39 (s, 3H); IR (KBr): 2930, 2844, 1631, 1471 cm^{-1} ; ESIMS: m/z : (M+H)⁺: 209.

2-(4-fluorophenyl) Imidazo[1,2-a]pyridine(3f): Pink color solid, M.P. 162-164°C; ¹H NMR (300 MHz, CDCl₃): δ 8.15 (td, 1H, $J = 1.2, 6.8$ Hz), 7.90-7.97 (m, 2H), 7.83 (s, 1H), 7.69 (d, $J = 9.2$ Hz, 1H), 7.19-7.24 (m, 1H), 7.12-7.18 (m, 2H), 6.83 (dt, 1H, $J = 0.8, 6.8$ Hz); IR (KBr): 2955, 2823, 1642, 903 cm^{-1} ; ESIMS: m/z : (M+H)⁺: 212.

2-(3,4,5-trimethoxyphenyl) Imidazo[1,2-a]pyridine(3g): Semi solid; ¹H NMR (300 MHz, CDCl₃): δ 7.94 (d, 1H, $J = 9.4$ Hz), 7.64-7.36 (m, 3H), 7.36-7.18 (m, 2H), 6.80-6.67 (m, 1H), 6.54-6.41 (m, 1H), 2.84 (s, 9H); IR (KBr): 2922, 2835, 1625, 1095 cm^{-1} ; ESIMS: m/z : (M+H)⁺: 285.

3. Results and discussion

Initially, 2-aminopyridine **1a**, 2-amino pyridine**2a**, were chosen as model substrates to optimize the reaction conditions (Table 1). The desired product **3a** was obtained in 98% yield using Nano SiO₂ as catalyst under microwave irradiation at 100° C. Encouraged by this result, various bronsted acids such as H₂SO₄, HClO₄, H₂CO₃ and CF₃COOH were subsequently examined. H₂SO₄ and CF₃COOH afforded lower yields compared to Nano SiO₂. Nano SiO₂ was superior compared to the above catalysts and increased the yield up to 98%. A higher or lower reaction temperature at 120°C or 80°C reduced the yield of the corresponding product **3a** to 76% or 81%. While changing the irradiation time to 5 to 7 min also led to a decreased yield. In comparison, using the same conditions under conventional oil heating, the desired product **3a** was obtained in a yield of 78% after an extended reaction time of 3 h.

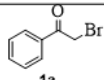
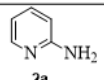
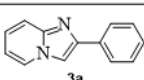
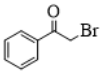
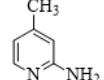
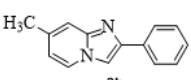
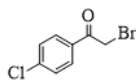
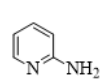
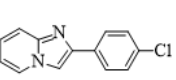
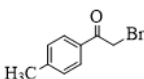
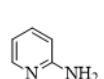
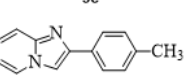
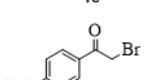
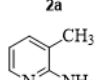
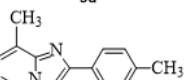
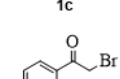
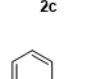
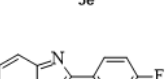
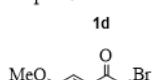
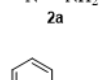
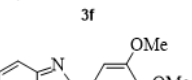
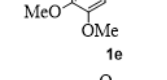
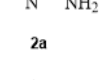

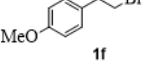
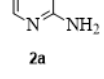
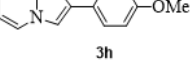


Scheme 1. Synthesis of Imidazo[1,2-a]pyridine

With the optimized multicomponent protocol in hand, we next explored the scope of this reaction (Table 2). To our delight, we found this method to be very general for a wide range of phenacyl bromides and 2-amino pyridines provided easy access to the desired Imidazo[1,2-a]pyridine derivatives. Phenacyl bromide with a variety of functional groups, such as methyl, fluoro, chloro, bromo, methoxy, nitro were tolerated, and led to the desired products **3a-h** in good yields. We are pleased to find that 3-methyl-2-amino pyridine and 4-methyl-2-amino were smoothly reacted under the same conditions, which produce the corresponding Imidazo[1,2-

alpyridine derivatives **3a-3h** in generally moderate to good yields (87–92%). These results indicated that this metal-free condensation reaction for the construction of substituted Imidazo[1,2-a]pyridines was efficient and reliable.

Table 1. Nano SiO₂ catalyzed synthesis Imidazo[1,2-a]pyridine derivatives under microwave irradiation and solvent-free conditions^a

Entry	Phenacyl bromide	2-Amino pyridine	Product	Time(Sec)	Yield(%) ^b
1	 1a	 2a	 3a	25	95
2	 1a	 2b	 3b	30	92
3	 1b	 2a	 3c	30	91
4	 1c	 2a	 3d	30	87
5	 1c	 2c	 3e	40	90
6	 1d	 2a	 3f	40	91
7	 1e	 2a	 3g	40	92
8	 1f	 2a	 3h	40	92
9	 1f	 2a	 3h	45	92

^a Reaction condition: **1a** (1 mol), **2a** (1 mol) and Nano SiO₂ under microwave irradiation at 100 °C and 120W power.
^b Isolated yields

The experimental procedure has very simple work up to separate desired products also the catalyst. Desired products separated by simple ether extraction and

the rest of the Nano SiO₂ reused after by activated at 100°C under reduced pressure without loss of its activity. Reused runs were carried out under similarly optimized conditions using phenacyl bromide react with 2-aminopyridine. The catalyst showed excellent recoverability and reusability over 4 successive runs under the same conditions as the first run. The Nano SiO₂ catalyst was found to be highly stable and reusable under the investigated conditions (up to 4 runs) without any significant loss of its catalytic activity.

Table 2. Reuse of the Nano SiO₂ catalyst in the reaction of 2-Amino aryl ketones with Phenacyl Bromide (2a)

Run No.	1	2	3	4
Yield	95	95	93	93

4. Conclusion

In conclusion, a solvent-free and microwave enhanced reaction for generation of Imidazo[1,2-a]pyridine derivatives has been developed. Various phenacyl bromides and 2-amino pyridines can be tolerated in this reaction to afford the desired products in good yields. Reaction time noticeably decreases from days or hours to seconds under microwave irradiation. Further studies to expand the substrate scope and detail reaction mechanism are currently underway in our lab.

Acknowledgements

We are highly thankful to GMR Institute of Technology, Rajam for financial assistance.

References

- Bode M. L., Gravestock D., Moleele S. S., van der Westhuyzen C. W., Pelly S. C., Steenkamp P. A., Hoppe H. C., Khan T., Nkabinde L. A. (2011). Imidazo[1,2-a]pyridin-3-amines as potential HIV-1 non-nucleoside reverse transcriptase inhibitors. *Bioorg. Med. Chem.*, Vol. 19, No. 14, pp. 4227-4237. <https://doi.org/10.1016/j.bmc.2011.05.062>
- Cao H., Liu X., Zhao L., Cen J., Lin J., Zhu Q., Fu M. (2014). One-pot regioselective synthesis of Imidazo[1,2-a]pyridines: A novel, metal-free, three-component reaction for the formation of C–N, C–O, and C–S bonds. *Org. Lett.*, Vol. 16, No. 1, pp. 146-149. <https://doi.org/10.1021/ol4031414>
- Dai W., Petersen J. L., Wang K. K. (2005). Synthesis of Indeno-fused derivatives of Quinolizinium salts, Imidazo[1,2-a]pyridine, Pyrido[1,2-a]indole, and 4H-Quinolizin-4-one via Benzannulated Enyne–Allenenes. *J. Org. Chem.*, Vol. 70, No. 17, pp. 6647-6652. <https://doi.org/10.1021/jo0505730>.

- Enguehard C., Renou J. L., Allouchi H., Leger J. M., Gueiffier A. (2000). Synthesis of Diaryl-substituted Imidazo[1, 2-a]pyridines designed as potential aromatase inhibitors. *Chem. Pharm. Bull.*, Vol. 48, No. 7, pp. 935-940. <https://doi.org/10.1248/cpb.48.935>
- Hanson S. M., Morlock E. V., Satyshur K. A., Czajkowski C. (2008). Structural requirements for eszopiclone and zolpidem binding to the gamma-aminobutyric acid type-A (GABAA) receptor are different. *J. Med. Chem.*, Vol. 51, No. 22, pp. 7243-7252. <https://doi.org/10.1021/jm800889m>
- Hassan A. R., Adesanya S. O., Lebelo R. S., Falade J. A. (2017). Irreversibility analysis for a mixed convective flow of a reactive couple stress fluid flow through channel saturated porous materials. *International Journal of Heat and Technology*, Vol. 3, No. 35, pp. 633-638. <https://doi.org/10.18280/ijht.350321>
- Kim O., Jeong Y., Lee H., Hong S. (2011). Design and synthesis of imidazopyridine analogues as inhibitors of phosphoinositide 3-kinase signaling and angiogenesis. *J. Med. Chem.*, Vol. 54, No. 7, pp. 2455-2466. <https://doi.org/10.1021/jm101582z>
- Roberts B. A., Strauss C. R. (2005). Toward rapid, "Green", predictable microwave-assisted synthesis. *Acc. Chem. Res.*, Vol. 8, No. 38, pp. 653-661. <https://doi.org/10.1021/ar040278m>

