

## The impact of malaria transmission from mother to the newborn on the spread of malaria

Ghoul Rafia<sup>1\*</sup>, Jing He<sup>1</sup>, Sana Djaidja<sup>3</sup>, Ebrahim As-Shareef<sup>3</sup>

<sup>1</sup> Department of Computer Science and Technology, College of Computer Science and Engineering, Hunan University, Changsha 410000, China

<sup>2</sup> Department of Medicine, Faculty of Medicine of Algiers - Mohamed Maherzi (Ex Laperrine), Algiers 16000, Algeria

<sup>3</sup> Department of Mathematics, School of Mathematics and Statistics, Central China Normal University, Wuhan 430000, China

Corresponding Author Email: [Tigre.eco@live.fr](mailto:Tigre.eco@live.fr)

[https://doi.org/10.18280/ama\\_a.550208](https://doi.org/10.18280/ama_a.550208)

### ABSTRACT

**Received:** 12 March 2018

**Accepted:** 17 May 2018

#### Keywords:

*congenital malaria, vertical transmission, basic reproduction number, asymptotically stable, numerical simulation*

The main objective of this paper is to develop a mathematical model to study the dynamic of malaria transmission for the human and mosquito populations. In this study we have clarified the significant impact of congenital malaria (vertical transmission of malaria from mother to baby before or during birth). We see the direct effects of congenital malaria on the spread of malaria and impact it on the basic reproduction number. In our model the human population is divided into three classes and the mosquito population is divided into two classes, our appropriate model of 5-dimensional nonlinear system which incorporates and includes the infection newborn shows that the disease-free equilibrium is globally asymptotically stable if  $R_0 < 1$  and if  $R_0 > 1$  the endemic equilibrium is locally asymptotically stable proved by Routh- Hurwitz criterion. Our numerical simulations and graphical results conform the analysis predictions.

## 1. INTRODUCTION

Malaria remains one of the most prevalent and lethal human infection worldwide. According to the World Malaria report (WMR) of 2016 published by (WHO), there were 212 million new cases of malaria worldwide, with 90% of global cases occurred in African Region followed by 7% for the South-East Asia Region and 2% for the Eastern Mediterranean Region [1] and accounted for an estimated 429 000 deaths most of them are young children. In Africa for example each 30 seconds a child dies from malaria disease [2]. In the period 2010 to 2015, malaria rates reduced by 21% globally and in the African Region and malaria mortality rates reduced by an estimation of 29% globally and by 31% in the African Region [1].

Malaria spreads in three ways; in case of infected mother it can be transmitted to the children through the parasitized red cells either transplacentally or during labor, these two cases can lead to newborn birth with malaria disease this called congenital malaria, however most of the time it is caused because of the bite of an infected female Anopheles mosquito [3]. Malaria congenital doesn't have an exact definition, some of them defined it as the illness caused by malaria parasites' placental transmission or transmitting during birth through the birth canal, others as the presence of asexual malaria parasites (*P. falciparum*, *P. vivax*, and mixed infections) in the erythrocytes of the infant aged less than seven days [4]. In the endemic areas the congenital malaria has been frequent in the non-immune population. It had been first described in 1876, till recently, it was known to be a rare condition [5]. Moreover, cord parasitaemia, early neonatal malaria and neonatal malaria can be caused by perinatal malaria infection. In case that the placenta is infected with malaria parasites, transplacental transmission of the parasites can occur, although the newborn may remain asymptomatic and healthy [6]. Transplacental

transmission of *P. falciparum* has been well described, and the reported frequency of this event in babies born in malaria-exposed pregnancies has ranged from 0 percent to more than 25 percent [7]. Mathematical modeling of malaria began in 1911 with Ross model [8]. In 1957 Macdonalds described many extensions in his book [9]. The first models were two-dimensional with one variable representing humans and the other representing mosquitoes. In [10] Dietz, Molineaux and Thomas propose a new model that include an acquired immunity. Anderson and May [11], Aron and May [12] and Koella [13], have written some good reviews on the mathematical modeling of malaria. Further, Some papers have also included environmental effects [14-16] the spread of resistance to drugs [17] and the evolution of immunity [18]. Recently, Ngwa and Shu [19] and Ngwa [20] proposed an ordinary differential equation (ODE) compartmental model for the Spread of malaria that involve variable human and mosquito populations, with a susceptible-exposed-infectious-recovered-susceptible (SEIRS) pattern for human population and a susceptible-exposed-infectious (SEI) pattern for mosquitoes population, Vector control has been an important part of the global malaria control strategy Several vector control intervention programs have been implemented and have proved to be effective in providing protection to humans. Studies show that larviciding suppresses the number of malaria transmitting mosquitoes in malaria places [21-23]. However, larval control can only be effective if larval habitats are Limited and well defined. In [24] Ross-Macdonald suggests in his malaria transmission model that control methods that reduce adult mosquitoes' longevity can achieve greater malaria reduction than strategies that target larval stages. Researchers have included some intervention measures in the past in order to reduce malaria transmission such as: Insecticide-treated nets (ITNs), long-lasting insecticide treated

nets (LLINs) and Insecticide residual spray (IRS). However, increased insecticide resistance in vectors, together with outdoor transmission, has limited the efficacy of the ITN scaling-up efforts. Observations on longitudinal changes in ITN coverage and its impact on malaria transmission allow policy makers to make informed adjustments to control strategies. Authors in [25] has found that ITN ownership increased from an average of 18% to 85% in the period of 2003-2015, proved by an analyze and survey on ITN ownership, malaria parasite prevalence and malaria vector population dynamics done in seven sentinel sites in western Kenya for that period.

Since 1937, many researches use Biological control and especially larvivorous fish in order to control mosquitoes [26]. They have implemented many mathematical models to study different situations and stages of malaria transmission and the relationship between humans and mosquitoes populations. Methods and stages of control have impacted the factor of travel and movement in human and mosquitoes populations in the spread of the malaria disease. Researchers have been widely focusing and working on the methods and models of mosquito control since they discovered that it's the main factor of malaria transmission through the female Anopheles mosquitoes. Further, studies have been done on the methods of biological control for mosquitoes of the adult stages and water also hybridization methods as well. However, there is no research implementing the fact of malaria transmission from mother to children with the knowledge.

Malaria infections cases are mostly children at various ages, particularly less than 5 years. In this thesis, we have tried to highlight and discuss the impact of congenital malaria (vertical transmission of malaria from mother to baby before or during

birth). We have built a mathematical model and we have insert a vertical transmission of malaria from human to human in this model, and to analyze the spread of malaria in the community. In this paper, we propose a model to examine vertical transmission of malaria infection from mother to the newborn (congenital malaria) and study the direct effects of congenital malaria on the spread of malaria and impact the vertical transmission malaria on the basic reproduction number. We present the numerical analysis of the model to illustrate the transmission of malaria disease and the impact of vertical transmission on the spread of malaria. We show that congenital malaria can help the disease to become endemic.

## 2. MATHEMATICAL MODEL DESCRIPTION AND ANALYSIS

### 2.1 Mathematical model description

**Table 1.** Description of malaria model state variables

$S_H$	Number of susceptible humans (The host) to malaria infection.
$I_H$	Number of infected humans with malaria disease.
$R_H$	Number of recovered humans to malaria infection.
$S_V$	Number of susceptible mosquitoes.
$I_V$	Number of infectious mosquitoes.
$N_H$	Total human population.
$N_V$	Total mosquito population.

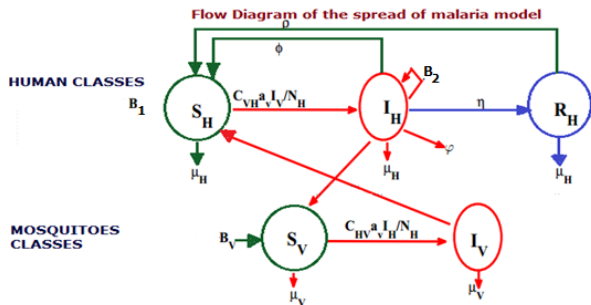
**Table 2.** Description of malaria model parameters

$\mu_H$	The natural death rate for humans.
$\mu_V$	The natural death rate for mosquitoes.
$B_1$	Per capital susceptible newborns birth rate, Humans $\times Time^{-1}$ .
$B_V$	Per capital susceptible Mosquitoes birth rate, Mosquitoes $\times Time^{-1}$ .
$\varphi$	Per capital recovery rate for humans from the infectious state to the recovered state
$\phi$	Per capital disease-induced death rate for humans, Humans $\times Time^{-1}$ .
$\rho$	Per capital rate of loss of immunity in human population, such that $\frac{1}{\rho}$ is the average duration of the immune period, $Time^{-1}$ .
$B_2$	Rate of the newborn's birth with Infection humans.
$\eta$	Per capital recovery rate for humans from the infectious state to the recovered state. $\frac{1}{\eta}$ is the average duration of the infectious period, $Time^{-1}$ .
$a_v$	The man-biting rate of the mosquitoes, defined as the average number of bites given to humans by each mosquito per unit time.
$C_{vH}$	Infectivity of the mosquito, defined as the probability that a bite by an infected mosquito on a susceptible human will transfer the infection to the human.
$C_{Hv}$	Infectivity of an infectious non-immune person, defined as the probability that a bite by a susceptible mosquito on an infected human will transfer the infection to the mosquito.
$m$	Female vector host ratio, defined as the number of female mosquitoes per human host

In order to study the spread of malaria in humans(The host) population and mosquito (the vector) population with the impact of malaria transmission from mother to children,we formulate a mathematical model that divide the total Human population at time  $t$  denoted by  $N_H(t)$  into three epidemiological classes: Susceptible class  $S_h$ , Infectious class

$I_h$  and Recovered class  $R_h$  and divide the total mosquito population at time  $t$  denoted by  $N_V(t)$  into two epidemiological classes: Susceptible class  $S_v$  and Infectious class  $I_v$ . Mosquito population does not include recovered class as mosquitoes never recover from infection, that is, their infective period ends with their death due to their relatively

short life-cycle. The state variables and parameters used for malaria transmission model are shown in (Table (1)) and (Table (2)) respectively. In the model the parameters are strictly positive except  $\phi$  nonnegative. In order to maintain a stable positive mosquito population, we suppose that the mosquito birth rate is greater than the density-independent,  $B_V > \mu_V$ .



**Figure 1.** Schematic of the model

In our model we assume the following assumptions in order to formulate the equations of the model:

- 1) The two population  $N_H(t)$  and  $N_V(t)$  are variable.
- 2) The malaria disease starts the development when the infected female mosquito bites the human host or when the newborn's birth with Infection.
- 3) Mosquitoes bite human randomly.
- 4)  $\eta > \rho$  and  $B_1 + \rho > |B_2 - \phi|$ .

The following system of nonlinear ordinary differential equations describe the dynamics of malaria in the human and mosquito populations

$$\begin{cases} \frac{dS_H}{dt} = B_1 N_H + \rho R_H + \phi I_H - \mu_H S_H - \frac{C_{VH} a_V I_V}{N_H} S_H, \\ \frac{dI_H}{dt} = \frac{C_{VH} a_V I_V}{N_H} S_H - (\mu_H + \phi + \eta + \phi) I_H + B_2 I_H, \\ \frac{dR_H}{dt} = \eta I_H - \rho R_H - \mu_H R_H, \\ \frac{dS_V}{dt} = B_V N_V - \mu_V S_V - \frac{C_{HV} a_V I_H}{N_H} S_V, \\ \frac{dI_V}{dt} = \frac{C_{HV} a_V I_H}{N_H} S_V - \mu_V I_V, \end{cases} \quad (1)$$

We determine the total population sizes  $N_H$  and  $N_V$  by  $N_H = S_H + I_H + R_H$ ,  $N_V = S_V + I_V$ ,

$$\begin{cases} \frac{dN_H}{dt} = (B_1 - \mu_H) N_H + B_2 I_H - \phi I_H, \\ \frac{dN_V}{dt} = (B_V - \mu_V) N_V, \end{cases} \quad (2)$$

In the model we assume that all parameters are positive.

## 2.2 Mathematical model analysis

To examine the behavior of this model we transform the system of populations into a system of proportions to investigate stability of the steady states. We obtain the

equations by differentiating each proportion at time  $t$ .

$$s_h = \frac{S_H}{N_H}, i_h = \frac{I_H}{N_H}, r_h = \frac{R_H}{N_H}, s_v = \frac{S_V}{N_V} \text{ and } i_v = \frac{I_V}{N_V}.$$

These fractions give the following system :

$$\begin{cases} \frac{ds_h}{dt} = B_1(1-s_h) + \rho r_h + \phi i_h - C_{VH} a_V i_v m s_h + (\phi - \beta_2) i_h s_h, \\ \frac{di_h}{dt} = C_{VH} a_V i_v m s_h - [B_1 + \phi + \eta + (\phi - B_2)] i_h + (\phi - B_2) i_h^2, \\ \frac{dr_h}{dt} = \eta i_h - (B_1 + \rho) r_h + (\phi - B_2) i_h r_h, \\ \frac{ds_v}{dt} = (B_V)(1-s_v) - C_{HV} a_V i_h s_v, \\ \frac{di_v}{dt} = C_{HV} a_V i_h s_v - (\theta_V + B_V) i_v. \end{cases} \quad (3)$$

The all parameters are assumed non-negative in order to analyze and investigate the existence and stability of the associated equilibrium points. We set the right-hand sides of the equation in system (3) to zero.

$$\begin{cases} B_1(1-s_h) + \rho r_h + \phi i_h - C_{VH} a_V i_v m s_h + (\phi - B_2) i_h s_h = 0, \\ C_{VH} a_V i_v m s_h - [B_1 + \phi + \eta + (\phi - B_2)] i_h + (\phi - B_2) i_h^2 = 0, \\ \eta i_h - (B_1 + \rho) r_h + (\phi - B_2) i_h r_h = 0, \\ B_1(1-s_v) - C_{HV} a_V i_h s_v = 0, \\ C_{HV} a_V i_h s_v - B_V i_v = 0 \end{cases} \quad (4)$$

For easy analysis of the steady states we express the solutions in terms of  $i_h$  and we obtain:

$$\begin{cases} s_h = \frac{[B_1 + \rho + (\phi - \rho) i_h] (B_V + C_{HV} a_V i_v)}{[B_1 + \rho - (\phi - B_2) i_h] (B_V + C_{HV} a_V i_v) + (C_{HV} C_{VH} a_V^2 m i_h)}, \\ r_h = \frac{\eta i_h}{B_1 + \rho - (\phi - B_2) i_h}, \\ s_v = \frac{B_V}{B_V + C_{HV} a_V i_h}, \\ i_v = \frac{C_{HV} a_V i_h}{B_V + C_{HV} a_V i_h} \end{cases} \quad (5)$$

## 3. DISEASE-FREE EQUILIBRIUM POINT AND REPRODUCTION NUMBER

### 3.1 Steady stability of disease-free equilibrium $E_0$

We define a disease-free equilibrium point in our study as a steady-state solution of the system (3) where there is no disease, by assuming  $s_{h0}$  and  $s_{v0} \geq 0$ , and all other variables,  $i_{h0}, i_{v0}, r_{h0} = 0$ , now we have the disease-free equilibrium point

$$E_0 = (s_{h0}, i_{h0}, r_{h0}, s_{v0}, i_{v0}) = (1, 0, 0, 1, 0).$$

**Theorem 1** If  $R_0 \leq 1$  then the disease-free equilibrium  $E_0$  is locally asymptotically stable, if  $R_0 > 1$  then this point is

unstable .

**Proof:** From the Jacobian matrix of the system (5) at  $E_0$  given as above the local stability of this point is established .

$$J_E = \begin{pmatrix} J_1 & J_2 \end{pmatrix}, \text{ where}$$

$$J_1 = \begin{pmatrix} -[B_1 + \rho + C_{vH}a_v i_h m - (\phi - B_2)i_h] & \varphi + (\phi - B_2)s_h \\ C_{vH}a_v i_h m & -[B_1 + \varphi + \eta + (\phi - B_2) - 2(\phi - B_2)i_h] \\ 0 & \eta + (\phi - B_2)r_h \\ 0 & -C_{Hv}a_v s_v \\ 0 & C_{Hv}a_v s_v \end{pmatrix}$$

$$J_2 = \begin{pmatrix} \rho & 0 & -C_{vH}a_v m s_h \\ 0 & 0 & C_{vH}a_v m s_h \\ -[B_1 + \rho - (\phi - B_2)i_h] & 0 & 0 \\ 0 & -(B_v + -C_{Hv}a_v i_h) & 0 \\ 0 & C_{Hv}a_v i_h & -B_v \end{pmatrix}$$

Let's evaluate the Jacobian matrix  $J_E$  at

$$E_0 = (s_{h0}, i_{h0}, r_{h0}, s_{v0}, i_{v0}) = (1, 0, 0, 1, 0)$$

$$J_{E_0} = \begin{pmatrix} -B_1 & \varphi + (\phi - B_2) & \rho & 0 & -C_{vH}a_v m \\ 0 & -(B_1 + \varphi + \eta + \phi - B_2) & 0 & 0 & C_{vH}a_v m \\ 0 & \eta & -(B_v + \rho) & 0 & 0 \\ 0 & C_{Hv}a_v & 0 & -B_v & 0 \\ 0 & -C_{Hv}a_v & 0 & 0 & -B_v \end{pmatrix}$$

We can see that first column contains only the diagonal term, then this diagonal term forms one eigenvalue of the Jacobian  $\lambda_1 = -B_H$ . Similarly, the other eigenvalues are  $\lambda_2 = -(B_1 + \rho)$  and  $\lambda_3 = -B_v$ . Note that the eigenvalues  $\lambda_1, \lambda_2$  and  $\lambda_3$  are all negative. Remaining two eigenvalues can be obtained from the eigenvalues of the  $2 \times 2$  block matrix given by

$$\Lambda = \begin{pmatrix} -[B_1 + \varphi + \eta + (\phi - B_2)] & C_{vH}a_v m \\ C_{Hv}a_v & -B_v \end{pmatrix},$$

whose trace and determinant are given by

$$Tr\Lambda = -[B_1 + \theta_v + B_v + \varphi + \eta + (\phi - B_2)] < 0,$$

$$\begin{aligned} Det\Lambda &= [B_1 + \varphi + \eta + (\phi - B_2)]B_v - C_{vH}C_{Hv}a_v^2 m \\ &= [(B_1 + \varphi + \eta + (\phi - B_1))B_v]^* \\ &= \left[1 - \frac{C_{vH}C_{Hv}a_v^2 m}{[(B_1 + \varphi + \eta + (\phi - B_2))B_v]}\right] \\ &= [(B_1 + \varphi + \eta + (\phi - B_2))B_v][1 - R_0], \end{aligned}$$

where

$$R_0 = \frac{C_{vH}C_{Hv}a_v^2 m}{[B_1 + \varphi + \eta + (\phi - B_2)]B_v}.$$

Thus,  $E_0$  is locally asymptotically stable if and only if  $R_0 < 1$ , and we have thus established the following theorem:

### 3.2 The reproduction number $R_0$

The quantity  $R_0$  is the basic reproduction number of the disease. It represents the average number of new infections produced by one infected individual. It is a useful quantity in the study of a disease as it sets the threshold for its establishment. If  $R_0 < 1$ , then the disease-free equilibrium is locally stable. The reproduction number depends on the product of the transmission coefficients,  $a_v C_{vH} m$  and  $a_v C_{Hv}$ , the average residence time

$\frac{1}{(B_1 + \varphi + \eta + (\phi - B_2))}$  in the infective class and the average

life span  $\frac{1}{B_v}$  of the mosquito. It is also dependent on the rate

of acquisition of immunity  $\eta$ , rate of recovery from infection  $\varphi$ , disease induced mortality rate  $\phi$ , and the rate of the newborn's birth with infection  $B_2$

So hence by the Routh-Hurwitz, the disease-free equilibrium  $E_0$  is locally asymptotically stable.

The disease free equilibrium point explains the final behavior of the disease when the community is free of the disease, it shows the final reachable situations for this disease, even though there could be infinitely many different initial distributions of malaria in a community these equilibrium points are the final reachable situations.

### 3.3 Existence and stability of endemic equilibrium $E^*$

Let  $r_h^* = 1 - s_h^* - i_h^*$ , and  $s_v^* = 1 - i_v^*$ , That we will get 3-dimensional system instead of 5. We will discuss the equilibrium point at the endemic level  $E^*$ . The endemic equilibrium point is the final reachable situation, even though there could be infinitely many different initial distributions of malaria in a community.

Lets now solve the system (3) for the equilibrium  $E^*$ , we set the right-hand of the system to zero

$$\begin{cases} (B_1 + \rho)(1 - s_h^*) + (\varphi - \rho)i_h^* - C_{vH}a_v i_v^* m s_h^* + (\phi - B_2)i_h^* s_h^* = 0, \\ C_{vH}a_v i_v^* m s_h^* - [B_1 + \varphi + \eta + (\phi - \beta)]i_h^* + (\phi - B_2)i_h^{*2} = 0, \\ C_{Hv}a_v i_h^*(1 - i_v^*) - B_v i_v^* = 0, \end{cases} \quad (7)$$

From (7) we have

$$\begin{cases} s_h^* = \frac{[B_1 - B_2 + \varphi + \eta + \phi + (B_2 - \phi)i_h^*](C_{HV}a_v i_h^* + B_V)}{C_{VH}C_{VH}a_v^2 m}, \\ i_v^* = \frac{C_{HV}a_v i_h^*}{C_{HV}a_v i_h^* + B_V}, \end{cases} \quad (8)$$

Substituting it into (7) we have  $i_h^{*3} + A_1 i_h^{*2} + A_2 i_h^* + A_3 = 0$  where

$$\begin{aligned} A_1 &= \frac{1}{(B_2 - \phi)a_v C_{HV}} [(B_2 - \phi)B_V + ma_v^2 C_{HV} C_{VH} \\ &+ a_v C_{HV} (\varphi + \eta + \rho + \phi - B_2 + 2B_1)] \\ &= \frac{B_V}{a_v C_{HV}} + \frac{1}{(B_2 - \phi)} [ma_v C_{HV} (1 + \frac{a_v C_{HV}}{R_0 B_V}) + \rho + B_1], \end{aligned}$$

$$\begin{aligned} A_2 &= \frac{1}{(B_2 - \phi)^2 a_v C_{HV}} [(B_2 - \phi)B_V (\varphi + \eta + \phi - B_2 + 2(B_1 + \rho)) \\ &+ a_v C_{HV} B_V (\varphi + \eta + \phi - B_2 + B_1)(B_1 + \rho) \\ &+ ma_v^2 C_{HV} C_{VH} (\varphi + \eta + \phi - B_2 + B_1 + \rho - \varphi)] \\ &= \frac{1}{(B_2 - \phi)^2 a_v C_{HV}} [\frac{ma_v^2 C_{HV} C_{VH}}{R_0 B_V} ((B_2 - \phi)B_V \\ &+ a_v C_{HV} (B_1 + \rho) + ma_v^2 C_{HV} C_{VH}) \\ &+ (B_2 - \phi)B_V (B_1 + \rho) + ma_v^2 C_{HV} C_{VH} (\rho - \varphi)], \end{aligned}$$

$$\begin{aligned} A_3 &= \frac{1}{(B_2 - \phi)^2 a_v C_{HV}} [(B_1 + \rho)(-ma_v^2 C_{HV} C_{VH}) \\ &+ (-B_2 + \eta + \varphi + \phi + B_1)B_V] \\ &= \frac{a_v m C_{VH}}{(B_2 - \phi)^2} (\frac{1}{R_0} - 1)(B_1 + \rho). \end{aligned}$$

For the existence of endemic equilibrium  $E^* = (s_h^*, i_h^*, i_v^*)$  its coordinates should satisfy the conditions  $1 > s_h^*, i_h^*, i_v^* > 0$ .

Denote  $F(i_h^*) = i_h^{*3} + A_1 i_h^{*2} + A_2 i_h^* + A_3$ , then

$$F(0) = A_3 < 0,$$

$$\begin{aligned} F(1) &= 1 + A_1 + A_2 + A_3 \\ &= \frac{1}{(B_2 - \phi)^2 a_v C_{HV}} [ma_v^2 C_{HV} C_{VH} + (B_V + a_v C_{HV})B_1 \\ &+ \eta + \varphi)(B_1 + \rho + \phi - B_2)] > 0. \end{aligned}$$

So  $F(i_h^*) = 0$  has at least one root  $i_h^* \in (0, 1)$  when  $R_0 > 1$ . Denote

$$\begin{aligned} A &= A_1^2 - 3A_2, \quad B = A_1 A_2 - 9A_3, \quad C = A_2^2 - 3A_1 A_3, \\ \text{and } \Delta_1 &= B^2 - 4AC, \end{aligned}$$

then from the Cardan formulas,  $F(i_h^*) = 0$  has a unique real root if and only if  $\Delta_1 > 0$ . From (8) and the assumption  $B_1 + \rho > |B_2 - \phi|$  we can see  $1 > s_h^* > 0$ , and  $1 > i_v^* > 0$ . The assumption that  $B_1 + \rho > |B_2 - \phi|$  is of significant importance and plays a great role when malaria persists. It shows that mortality rate due to malaria should be less than that at which

the susceptible human population is refilled due to birth and loss of immunity to malaria.

Now we come to discuss the stability of the endemic equilibrium point  $E^*$ . Assume  $F(i_h) = 0$  has a unique real root  $i_h \in (0, 1)$ . For the system (7), the Jacobian matrix is  $J_E =$

$$\begin{pmatrix} -[B_1 + \rho - (\phi - B_2)i_h^* + C_{VH}a_v m i_v^*] & \varphi + (\phi - B_2)s_h^* - \rho & -C_{VH}a_v m s_h^* \\ C_{VH}a_v m i_v^* & -[B_1 + \varphi + \eta + (\phi - B_2) - 2(\phi - B_2)i_h^*] & C_{VH}a_v m s_h^* \\ 0 & C_{HV}a_v(1 - i_v^*) & -(B_V + C_{HV}a_v i_v^*) \end{pmatrix}$$

For

$$\begin{aligned} \phi - B_2 &= l_1, \quad B_1 = l_h, \quad B_V = l_v, \quad C_{VH}a_v m = b, \quad C_{HV}a_v = c, \\ w &= l_h + \rho - l_1 i_h^* \quad \text{and} \quad w^* = l_h + \eta - l_1 i_h^*. \end{aligned}$$

by the assumptions  $\eta > \rho$  and  $B_1 + \rho > |B_2 - \phi|$ , we can see  $w, w^* > 0$  and  $w^* > w$ . Then we have

$$J_E = \begin{pmatrix} -(l_h + \rho - l_1 i_h^* + b i_v^*) & \varphi + l_1 s_h^* - \rho & -b s_h^* \\ b i_v^* & -(l_h + \varphi + \eta + l_1 - 2l_1 i_h^*) & b s_h^* \\ 0 & c(1 - i_v^*) & -(l_v^* + c i_v^*) \end{pmatrix}$$

To prove the stability of the equilibrium point we have to calculate the roots.

$$\det(J_E - I\lambda) = \lambda^3 + K_1 \lambda^2 + K_2 \lambda + K_3 = 0,$$

where  $K_1, K_2$  and  $K_3$  are given by the expressions,

$$K_1 = b i_v^* + w + w^* + \varphi + l_1(1 - i_h^*) + l_v + c i_h^*,$$

$$\begin{aligned} K_2 &= (b i_v^* + w)[w^* + \varphi + l_1(1 - i_h^*) + l_v + c i_h^*] \\ &+ [w^* + \varphi + l_1(1 - i_h^*)](l_v + c i_h^*) \\ &- b c s_h^*(1 - i_v^*) - b i_v^*(\varphi - \rho + l_1 s_h^*), \end{aligned}$$

$$\begin{aligned} K_3 &= (b i_v^* + w)[(w^* + \varphi + l_1(1 - i_h^*))(l_v + c i_h^*) - b c s_h^*(1 - i_v^*)] \\ &+ b i_v^*[b c s_h^*(1 - i_v^*) - (\varphi - \rho + l_1 s_h^*)(l_v + c i_h^*)]. \end{aligned}$$

By assuming  $\eta > \rho$  and  $B_1 + \rho > |B_2 - \phi|$ , we have

$$\begin{aligned} K_1 &= b i_v^* + w + w^* + \varphi + l_1(1 - i_h^*) + l_v + c i_h^* \\ &= (l_h + \rho - l_1 i_h^*) + (b i_v^* - l_1 i_h^*) + [l_h + \eta + l_1(1 - i_h^*)] + \varphi + l_v + c i_h^*. \end{aligned}$$

From  $\eta > \rho, 0 < i_h^* < 1$  and  $l_h + \rho > |l_1|$  we get  $l_h + \eta > |l_1| |1 - i_h^*|$ , it is clear that  $b i_v^* > l_1 i_h^*$  so  $K_1 > 0$ .

$$\begin{aligned} K_2 &= (b i_v^* + w)[w^* + \varphi + l_1(1 - i_h^*) + l_v + c i_h^*] \\ &+ [w^* + \varphi + l_1(1 - i_h^*)](l_v + c i_h^*) \\ &- b c s_h^*(1 - i_v^*) - b i_v^*(\varphi - \rho + l_1 s_h^*) \\ &= w[(w^* + \varphi + l_1(1 - i_h^*) + l_v + c i_h^*)] + b i_v^*[w^* + l_1(1 - i_h^* - s_h^*) + \rho] \\ &+ [w^* + \varphi + l_1(1 - i_h^*) + b i_v^*][l_v + c i_h^*] - b c s_h^*(1 - i_v^*), \end{aligned}$$

Its clear that  $l_h + \rho > |l_1| (1 - i_h^* - s_h^*)$  by similarly  $1 > s_h^* > 0$  and from (7) and (8) its easy to see that

$$\begin{aligned} & [w^* + \varphi + l_1(1 - i_h^*) + bi_v^*](l_v + ci_h^*) - bcs_h^*(1 - i_v^*) \\ &= [l_h + \eta - l_1 i_h^* + \varphi + l_1(1 - i_h^*) + bi_v^*](l_v + ci_h^*) - bcs_h^*(1 - i_v^*) \\ &= ci_h^* \left( \frac{bi_v^* - l_1 i_h^*}{i_v^*} \right) + bcs_h^* i_v^* \\ &\Rightarrow K_2 > 0. \end{aligned}$$

and

$$\begin{aligned} K_3 &= (bi_v^* + w)[(w^* + \varphi + l_1(1 - i_h^*))(l_v + ci_h^*) - bcs_h^*(1 - i_v^*)] \\ &+ bi_v^*[bcs_h^*(1 - i_v^*) - (\varphi - \rho + l_1 s_h^*)(l_v + ci_h^*)]. \end{aligned}$$

1) In case that  $l_1 < 0$

$$\begin{aligned} &= (bi_v^* + w)\{[w^* + \varphi + l_1(1 - i_h^*)](l_v + ci_h^*) - bcs_h^*(1 - i_v^*)\} \\ &+ bi_v^*[bcs_h^*(1 - i_v^*) - (\varphi - \rho + l_1 s_h^*)(l_v + ci_h^*)] \\ &= w[(w^* + \varphi + l_1(1 - i_h^*))(l_v + ci_h^*) - bcs_h^*(1 - i_v^*)] \\ &+ bi_v^*\{[w^* + \varphi + l_1(1 - i_h^*)](l_v + ci_h^*) - bcs_h^*(1 - i_v^*) + bcs_h^*(1 - i_v^*) \\ &- (\varphi - \rho + l_1 s_h^*)(l_v + ci_h^*)\} \\ &= w[(l_h + \eta - l_1 i_h^* + \varphi + l_1(1 - i_h^*))(l_v + ci_h^*) - bcs_h^*(1 - i_v^*)] \\ &+ bi_v^*\{[l_h + \eta - l_1 i_h^* + l_1(1 - i_h^*)](l_v + ci_h^*) + (\rho - l_1 s_h^*)(l_v + ci_h^*)\} \\ &= bi_v^*\{[l_h + \eta + \rho + l_1(1 - 2i_h^* - s_h^*)](l_v + ci_h^*)\} \\ &+ w[(l_h + \eta - l_1 i_h^* + \varphi + l_1(1 - i_h^*))(l_v + ci_h^*) - bcs_h^*(1 - i_v^*)] \end{aligned}$$

we can see

$$bcs_h^* = [l_h + \varphi + \eta + l_1(1 - i_h^*)](l_v + ci_h^*) \text{ and } l_h + \rho > l_1(1 - 2i_h^* - s_h^*)$$

so we have

$$\begin{aligned} &> bi_v^* \eta (l_v + ci_h^*) \\ &+ w[(l_h + \eta - l_1 i_h^* + \varphi + l_1(1 - i_h^*))(l_v + ci_h^*) - bcs_h^*(1 - i_v^*)] \\ &> w[(l_h + \eta - l_1 i_h^* + \varphi + l_1(1 - i_h^*))(l_v + ci_h^*) \\ &- [l_h + \varphi + \eta + l_1(1 - i_h^*)](l_v + ci_h^*)(1 - i_v^*)] \\ &= w(l_v + ci_h^*)\{-l_1 i_h^* + [l_h + \varphi + \eta + l_1(1 - i_h^*)]i_v^*\} > 0 \Rightarrow K_3 > 0 \end{aligned}$$

then

2) In case that  $l_1 > 0$

$$\begin{aligned} &= bi_v^*[w^* l_v + \varphi l_v + l_1(1 - i_h^*)l_v + w^* ci_h^* + \varphi ci_h^* \\ &+ l_1(1 - i_h^*)ci_h^* - bcs_h^*(1 - i_v^*) \\ &+ bcs_h^*(1 - i_v^*) - \varphi l_v + \rho l_v - l_1 s_h^* l_v - \varphi ci_h^* + \rho ci_h^* - l_1 s_h^* ci_h^*] \\ &+ w[w^* l_v + \varphi l_v + l_1(1 - i_h^*)l_v + w^* ci_h^* + \varphi ci_h^* \\ &+ l_1(1 - i_h^*)ci_h^* - bcs_h^*(1 - i_v^*)] \\ &= bi_v^*[l_1(1 - i_h^* - s_h^*)l_v + l_1(1 - i_h^* - s_h^*)ci_h^* + \rho l_v \\ &+ \rho ci_h^*] + bi_v^* w^* (l_v + ci_h^*) \\ &+ w[w^* l_v + \varphi l_v + l_1(1 - i_h^*)l_v + w^* ci_h^* + \varphi ci_h^* \\ &+ l_1(1 - i_h^*)ci_h^* - bcs_h^*(1 - i_v^*)] \end{aligned}$$

by  $w^* > w$

$$\begin{aligned} &> bi_v^*[l_1(1 - i_h^* - s_h^*)l_v + l_1(1 - i_h^* - s_h^*)ci_h^* + \rho l_v \\ &+ \rho ci_h^*] + bi_v^* w(l_v + ci_h^*) \\ &+ w[w^* l_v + \varphi l_v + l_1(1 - i_h^*)l_v + w^* ci_h^* + \varphi ci_h^* \\ &+ l_1(1 - i_h^*)ci_h^* - bcs_h^*(1 - i_v^*)] \\ &= bi_v^*[l_1(1 - i_h^* - s_h^*)l_v + l_1(1 - i_h^* - s_h^*)ci_h^* + \rho l_v + \rho ci_h^*] \\ &+ w[(w^* + \varphi + l_1(1 - i_h^*) + bi_v^*)(l_v + ci_h^*) - bcs_h^*(1 - i_v^*)] \end{aligned}$$

Similarly with above we can see  $K_3 > 0$

$$\begin{aligned} K_1 K_2 - K_3 &= [bi_v^* + w + w^* + \varphi + l_1(1 - i_h^*) + l_v \\ &+ ci_h^*]w[w^* + \varphi + l_1(1 - i_h^*) + l_v + ci_h^*] \\ &+ [bi_v^* + w + w^* + \varphi + l_1(1 - i_h^*) + l_v + ci_h^*]bi_v^*[w^* \\ &+ l_1(1 - i_h^* - s_h^*) + l_v + ci_h^* + \rho] \\ &+ [bi_v^* + w + w^* + \varphi + l_1(1 - i_h^*) + l_v + ci_h^*] \\ &[w^* l_v + \varphi l_v + l_1(1 - i_h^*)l_v + w^* ci_h^* + \varphi ci_h^* \\ &+ l_1(1 - i_h^*)ci_h^* - bcs_h^*(1 - i_v^*)] \\ &- bi_v^*[w^* l_v + l_1(1 - i_h^* - s_h^*)l_v + w^* ci_h^* \\ &+ l_1(1 - i_h^* - s_h^*)ci_h^* + \rho l_v + \rho ci_h^*] \\ &- w[w^* l_v + \varphi l_v + l_1(1 - i_h^*)l_v + w^* ci_h^* + \varphi ci_h^* \\ &+ l_1(1 - i_h^*)ci_h^* - bcs_h^*(1 - i_v^*)] \\ &= w[bi_v^* + w + w^* + \varphi + l_1(1 - i_h^*) \\ &+ l_v + ci_h^*][(w^* + \varphi + l_1(1 - i_h^*) + l_v + ci_h^*) \\ &+ bi_v^* w(l_v + ci_h^*) \\ &+ bi_v^*[bi_v^* + w + w^* + \varphi + l_1(1 - i_h^*)][w^* + l_1(1 - i_h^* - s_h^*) + \rho] \\ &+ [bi_v^* + w^* + \varphi \\ &+ l_1(1 - i_h^*) + l_v + ci_h^*]\{[w^* + \varphi + l_1(1 - i_h^*) + bi_v^*](l_v + ci_h^*) \\ &- bcs_h^*(1 - i_v^*)\} \end{aligned}$$

As shown above  $K_1 K_2 - K_3 > 0$ , and we have:  $K_1 > 0, K_2 > 0, K_3 > 0$ , and  $K_1 K_2 - K_3 > 0$ . Hence by the Routh-Hurwitz, the endemic equilibrium is locally asymptotically stable.

Lets discuss now the situation when  $R_0 < 1$ . It is clear that  $F(0) = A_3 > 0$  and  $F(1) = 1 + A_1 + A_2 + A_3 > 0$ . Note that  $F'(i_h) = 3i_h^2 + 2A_1 i_h + A_2$ , if  $\Delta_2 = A_1^2 - 3A_2 < 0$ , then  $F'(i_h) > 0$ , hence  $F(i_h) = 0$  has no real root in  $(0, 1)$ . Then we get the following theorem.

**Theorem 2** If  $R_0 > 1$  and  $\Delta_1 > 0$ , there exists an unique endemic equilibrium  $E^*$ , which is locally asymptotically stable under the assumptions  $\eta > \rho$ , and  $B_1 + \rho > |B_2 - \phi|$ . If  $R_0 < 1$  and  $\Delta_2 < 0$ , there exists no endemic equilibrium. Where  $\Delta_1$  and  $\Delta_2$  are defined as above.

#### 4. NUMERICAL SIMULATION

In this section, we present the numerical analysis of the model to illustrate the transmission of malaria disease and the impact of vertical transmission on spread of malaria and show the relations between  $R_0$  and  $B_2$  and  $a_p$ . We show baseline

values in Table 3 for the parameters described in Table 2. The ode 45 and solve functions in Matlab was used in this numerical simulation, the parameter values in Table 3 are used in the simulations to illustrate the behaviour of the model.

At initial time  $t = 0$ , we have the following initial conditions in the proportions

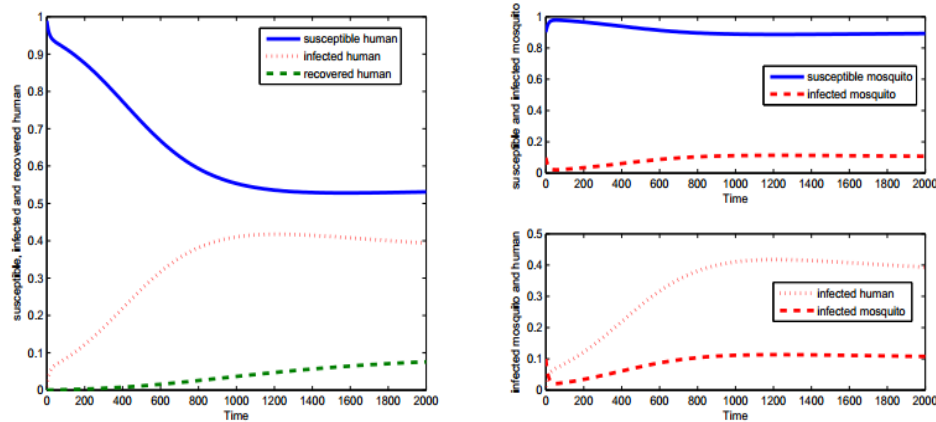
$X^* = (s_h^*, i_h^*, r_h^*, s_v^*, i_v^*) = (0.99, 0.01, 0, 0.9, 0.1)$ , we study the dynamical behavior of the model for variation of the  $B_2 = 0, 0.001, 0.002, 0.003$ , Figures 2-5 show the general behavior of the model, we observe that when is increased from 0 to 0.003 the number of infectious humans and infectious mosquitoes increase as well, we conclude that for any very small changes in  $B_2$  we have a big increases infectious classes.

In the Figure 6, we can see The relationship between the infection human and variation of the  $B_2$ , Finally, for showing the effect of newborn's birth with Infection rate to the basic reproduction number, we gives the relation between  $R_0$  and  $B_2$  (Fig 7), from (Fig 7), we know that  $R_0$  is increasing with respect to the  $B_2$  rate. These numerical results support the

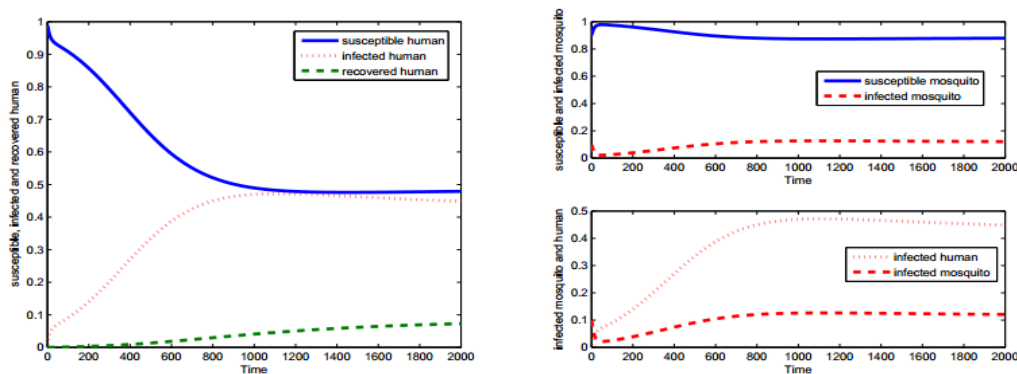
results earlier obtained analytically that the endemic equilibrium is stable.

**Table 3.** The parameters values for the the baseline scenario

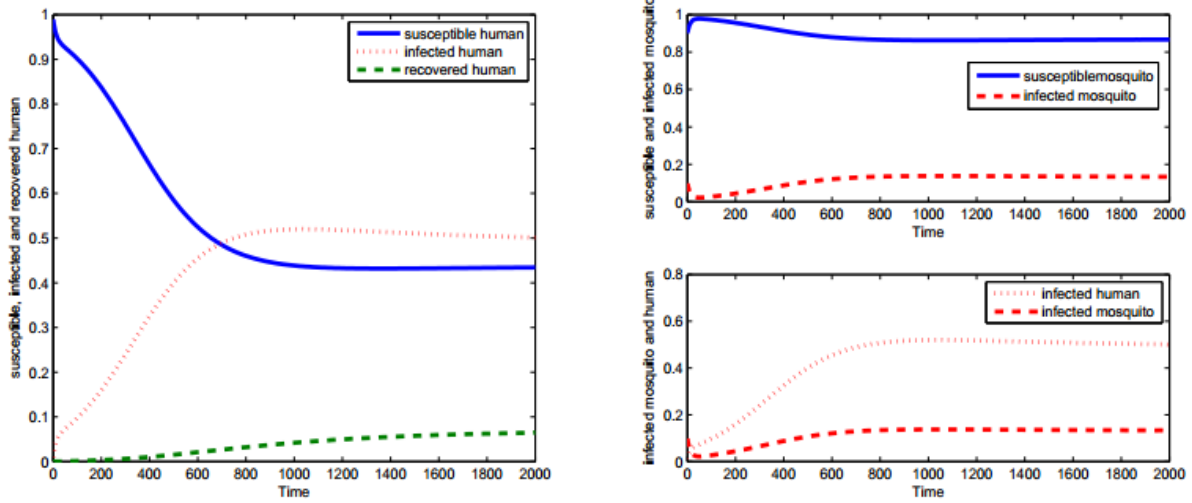
$\mu_H$	0.000038 / day
$\mu_V$	0.05 / day
$B_1$	0.0015900 / day
$B_V$	0.072 / day
$\varphi$	0.0022 / day
$\phi$	0.00332 / day
$\rho$	0.000017 / day
$B_2$	0 0.001 0.002 0.003
$\eta$	0.00019 / day
$a_v$	0.03
$C_{vH}$	0.75
$C_{HV}$	0.75



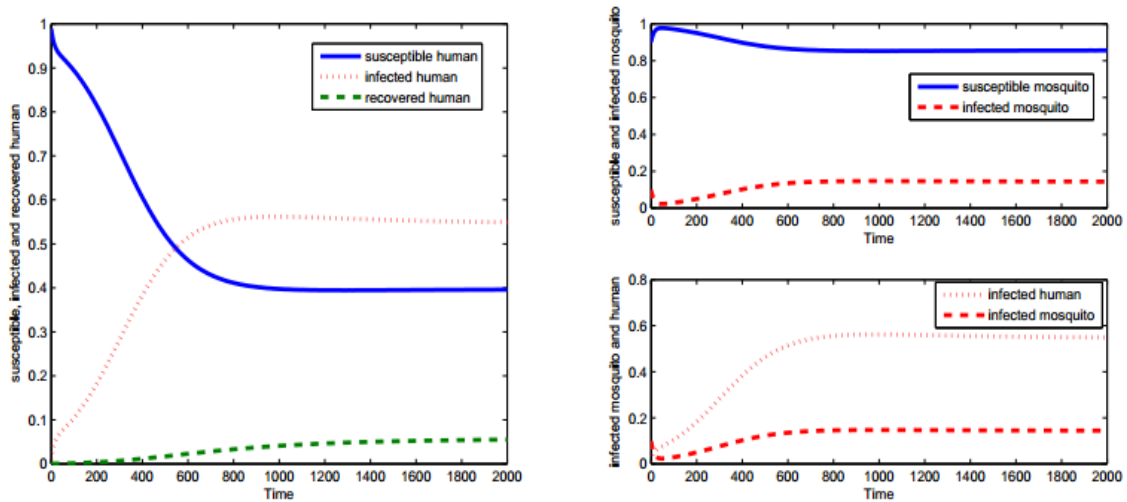
**Figure 2.**  $B_2 = 0$  and  $R_0 = 1.7$ , Endemic patterns of the susceptible, infected and recovered human populations, and the susceptible and infected mosquito populations. Starting at the initial conditions  $X^* = (s_h^*, i_h^*, r_h^*, s_v^*, i_v^*) = (0.99, 0.01, 0, 0.9, 0.1)$ , the system (3) approaches the endemic point  $(0.5308, 0.3934, 0.0758, 0.8924, 0.1076)$ , and we see the relationship between  $i_h$  and  $i_v$



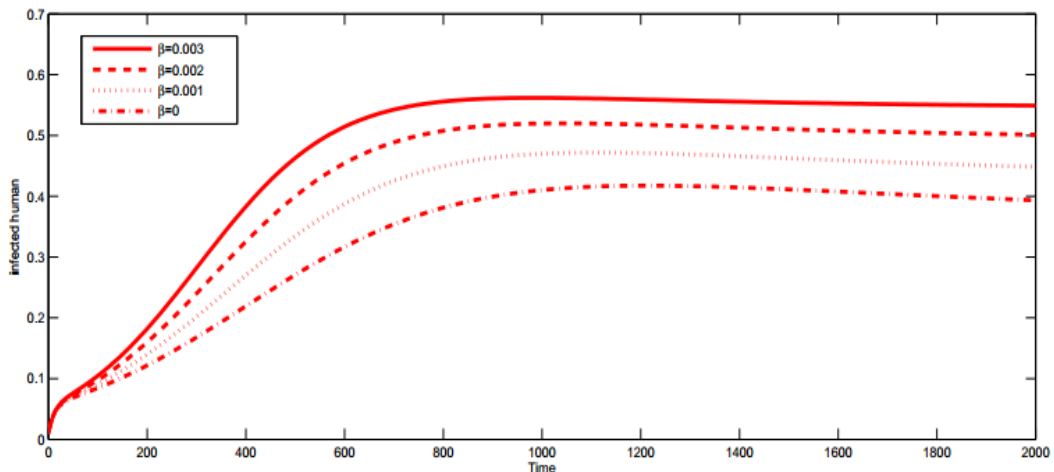
**Figure 3.**  $B_2 = 0.001$ , and  $R_0 = 1.99$ , Endemic patterns of the susceptible, infected and recovered human populations, and the susceptible and infected mosquito populations. Starting at the initial conditions  $X^* = (s_h^*, i_h^*, r_h^*, s_v^*, i_v^*) = (0.99, 0.01, 0, 0.9, 0.1)$ , the system (3) approaches the endemic point  $(0.48, 0.449, 0.07, 0.88, 0.12)$ , and we see see the relationship between  $i_h$  and  $i_v$



**Figure 4.**  $B_2 = 0,002$  and  $R_0 = 2.33$ , Endemic patterns of the susceptible, infected and recovered human populations, and the susceptible and infected mosquito populations. Starting at the initial conditions  $X^* = (s_h^*, i_h^*, r_h^*, s_v^*, i_v^*) = (0.99, 0.01, 0, 0.9, 0.1)$ , the system (3) approaches the endemic point  $(0.4300, 0.501, 0.0651, 0.8901, 0.1331)$ , and we see the relationship between  $i_h$  and  $i_v$

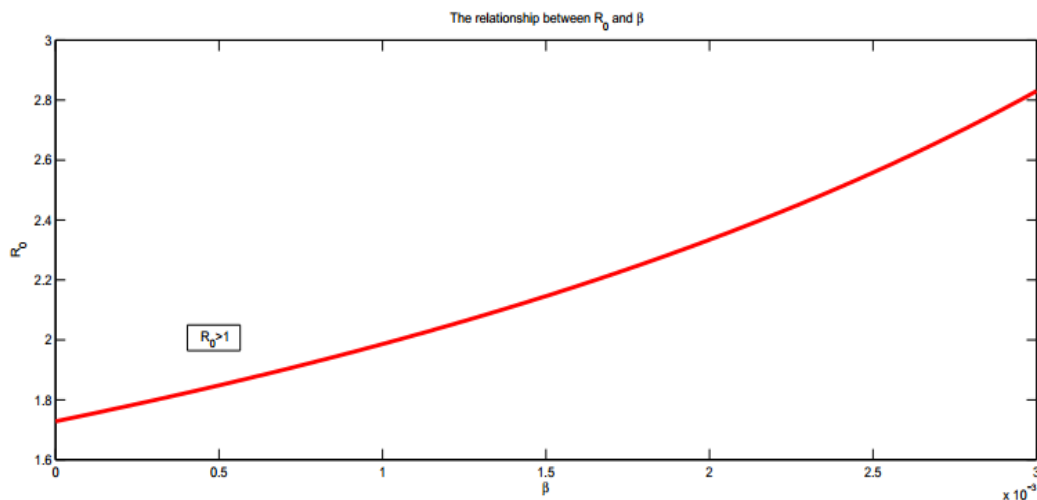


**Figure 5.**  $B_2 = 0,003$  and  $R_0 = 2.83$ , Endemic patterns of the susceptible, infected and recovered human populations, and the susceptible and infected mosquito populations. Starting at the initial conditions  $X^* = (s_h^*, i_h^*, r_h^*, s_v^*, i_v^*) = (0.99, 0.01, 0, 0.9, 0.1)$ , the system (3) approaches the endemic point  $(0.3959, 0.5492, 0.0549, 0.8560, 0.1439)$ , and we see the relationship between  $i_h$  and  $i_v$



**Figure 6.** The variation of infected human population with time for different values of  $B_2$





**Figure 7.** When rate of the newborn's birth with infection number gets larger the value of the reproduction number gets larger

## 5. DISCUSSION

In our study we have developed our model that includes the impact vertical transmission (congenital malaria) in the spread of malaria, we have derived and analyzed a mathematical model of 5-dimensional system of a nonlinear mathematical model which incorporates and include the infection newborn to better understand the transmission and spread of malaria. We change the parameter  $B_2$  and keep all other parameters as in Figures 2-5 in order to see the effect of vertical transmission (congenital malaria). In the Figures 2-5, from observation of the Figures we conclude that as when  $B_2$  is increased from 0 to 0.003 there is a corresponding increase in the number of infectious humans and infectious mosquitoes, for any very small changes in  $B_2$  we have a big increases infectious classes,

The variation of infected human population  $i_h$  with time for different  $B_2$  is shown in Figure 6, It is observed that for each big value of  $B_2$  the equilibrium level of  $i_h$  is high, shown in Figure 7 when rate of the newborn's birth with infection number gets larger the value of the reproduction number gets larger becomes very difficult to control the spread of the disease, it becomes more difficult to control the infection of the population. Equilibria of the model are found and stability of these equilibria are discussed the disease free equilibrium is locally asymptotically stable whenever  $R_0 < 1$  and is unstable for  $R_0 > 1$ .

## REFERENCES:

[1] WHO. (2016). World Malaria Report 2016, Geneva, Switzerland.  
 [2] Eisele TP, Larsen DA, Walker N. et al. (2012). Estimates of child deaths prevented from malaria prevention scale-up in Africa 2001-2010. *Malaria Journal* 11.  
 [3] Neena V, Sunita B, Sadhna M, Sukla B, Aditya PD. (2006). Congenital malaria with atypical presentation: A case report from low transmission area in India. *Malaria Journal* 6: 43.  
 [4] Gülaşı S, Özdener N. (2016). Congenital malaria: Importance of diagnosis and treatment in pregnancy. *Turk J Pediatr* 58: 195-199.  
 [5] Ukpong IG, Etim SE, Ogbeche JO, Uno OI. (2016).

Retrospective study of congenital malaria in Calabar, South-Eastern Nigeria. *International Journal of Infectious and Tropical Diseases* 3: 1.  
 [6] Grace W, Mwangoka SK, Leonard EG, Mboera, C. (2008). Plasmodium falciparum infection in neonates in Muheza District. Tanzania. *Malaria Journal*.  
 [7] Uneke CJ. (2007). Impact of placental Plasmodium falciparum malaria on pregnancy and perinatal outcome in sub-Saharan Africa: Part I: II: effects of placental malaria on perinatal outcome. *Malaria and HIV* 80: 95–103.  
 [8] Ross R. (1911). The prevention of malaria. John Murray, London.  
 [9] Macdonald G. (1957). The epidemiology and control of malaria. Oxford University Press, London.  
 [10] Dietz K, Molineaux L, Thomas A. (1974). A malaria model tested in the African savannah. *Bulletin of the World Health Organization* 50.  
 [11] Anderson RM, May MR. (1991). Infectious diseases of humans: Dynamics and control. Oxford University Press, Oxford.  
 [12] Aron JL, May R. (1982). The population dynamics of malaria, The population dynamics of infectious diseases, theory and applications. Chapman Ans Hall, London, 139-179.  
 [13] Koella JC. (1991). On the use of mathematical models of malaria transmission. *Acta Tropica*: 491-25.  
 [14] Caminade C. et al. (2014). Impact of climate change on global malaria distribution. *Proc Natl Acad Sci USA* 111(9): 3286–3291.  
 [15] Joshua OY, Nakul C. (2017). Modelling the implications of stopping vector control for malaria control and elimination, *Yukich and Chitnis Malar J.* 16: 411.  
 [16] Phasy R. (1998). Social and cultural complexities of anti-malarial drug circulation: An ethnographic investigation in three rural remote communes of Cambodia, *Res Malar J.* 16: 428.  
 [17] Bacaer N, Sokhna C. (2005). A reaction-diffusion system modeling the spread of resistance to an antimalarial drug. *Math. Biosci. Engrg* 2: 227-238.  
 [18] Koella JC, Boet C. (2003). A model for the coevolution of immunity and immune evasion in vectorborne diseases with implications for the epidemiology of malaria. *The American Naturalist* 161: 698-707.

- [19] Ngwa GA, Shu WS. (2000). A mathematical model for endemic malaria with variable human and mosquito populations. *Mathematical and Computer Modeling* 32: 747-763.
- [20] Ngwa G. (2004). Modelling the dynamics of endemic malaria in growing populations. *Discrete and Continuous Dynamical Systems Series B* 4: 1173-1202.
- [21] Muema JM. et al. (2017). Prospects for malaria control through manipulation of mosquito larval habitats and olfactory-mediated behavioural responses using plant-derived compounds. *Parasites and Vectors* 10: 184. <https://doi.org/10.1186/s13071-017-2122-8>
- [22] Tusting LS, Thwing J, Sinclair D, Fillinger U, Gimnig J, Bonner KE, et al. (2013). Mosquito larval source management for controlling malaria. *Cochrane Database Syst Rev* 8:CD008923.
- [23] Walker K, Lynch M. (2007). Contributions of anopheles larval control to malaria suppression in tropical Africa: Review of achievements and potential. *Medical and Veterinary Entomology*.
- [24] Mathieu MG, Marcia CC. (2013). Impact of community-based Larviciding on the prevalence of malaria infection in Dar Es salaam. Tanzania.
- [25] Zhou G, et al. (2016). Insecticide-treated net campaign and malaria transmission in Western Kenya: 2003–2015. *Front Public Health* 4: 153.
- [26] Ritesh P, Pandey PN. (2015). Malaria transmission and biological control with human related activities. *A Mathematical Modeling Approach* 19(1).