



Comparison of a Medium Carbon Steel Microscopic and Hardness Properties Following Different Heat-Treatments

Hasan Mahmood Kaedhi^{ID}, Luqman Khaleel Hyder Alatrushi^{ID}, Emad Toma Karash^{*ID},
Mohammad Takey Elias Kassim^{ID}, Jamal Nayief Sultan^{ID}

Mechanical Technology Department, Mosul Technical Institute, Northern Technical University, Mosul 41000, Iraq

Corresponding Author Email: emadbane2007@ntu.edu.iq

Copyright: ©2024 The authors. This article is published by IETA and is licensed under the CC BY 4.0 license (<http://creativecommons.org/licenses/by/4.0/>).

<https://doi.org/10.18280/acsm.480613>

ABSTRACT

Received: 24 April 2024

Revised: 5 August 2024

Accepted: 26 December 2024

Available online: 31 December 2024

Keywords:

quenching, heat treatment, tempering, microstructure, hardness, steel

This article investigates how medium carbon steel's microstructure and hardening strength are affected by repeated heat treatment. Finding out the impact of repeatedly heat-treating medium carbon steel is the primary goal of this investigation. In this study, four different heat treatment techniques were used: first quenching, first tempering, second quenching, and second tempering. During the first quenching process, the samples were heated at 870°C and left in the oven for 45 minutes. The samples were then quenched in distilled water at different temperatures (0, 5, 10, 15, 20°C). The first tempering step, which lasted 25 minutes at 350°C, came after the first quenching step. The samples were heated to 850°C and placed in the oven for 45 minutes in order to undergo the second quenching process. After that, the samples were quenched at various temperatures (0, 10, 20, and 30°C) in a medium containing distilled water. The second tempering procedure came after the second quenching step, which lasted 25 minutes at 450°C. All samples underwent microscopic inspections and hardness tests following the various heat treatment processes. Each sample's five surface areas underwent hardness testing and microscopy, and the results were compared and analyzed. Research has shown that the steel has undergone various heat treatment procedures, resulting in varying microstructure and hardness values. The hardness of the models that underwent repeated hardening procedures has been shown to significantly increase. In addition, the specimens obtained after the first and second quenching and tempering exhibit a good combination of mechanical properties due to their microstructure. This is because the specimens become more ductile and tough as a result of the quenching and tempering processes, which decrease fragility.

1. INTRODUCTION

The most widely used steel, medium carbon steel, undergoes heat treatments to enhance its mechanical and physical characteristics. Due to its great strength and flexibility as well as its affordable global costs, medium carbon steel finds extensive usage in a variety of mechanical, building, structural, and bridge sectors.

Commonly referred to as dual-phase steels, these materials are heated via austenitizing and tempering procedures to enhance their mechanical qualities. Tensile, shear, torsion, and other medium-to-high loads can be tolerated by steels. The effect of various heat treatments on the mechanical characteristics of medium carbon steel, including its hardness, mobility, resistance to wear and fracture, etc., has been the subject of several studies and investigations [1-5].

The term "heat treatment" refers to the process that combines heating procedures to high and different temperatures that may reach the redness of the metal and then cooling in different media such as water, oil or different solutions. The main goal of this process is to obtain mechanical properties that can be used in different fields by

controlling the shape of the product over time while monitoring its microstructure. To improve the mechanical properties of metals and alloys that go through these processes is the primary goal of heat treatment. Essentially, the performance of the product will be enhanced when these processes are completed and the material's strength is much raised. Three fundamental processes need to be followed in different heat treatment treatments for medium carbon steel: annealing, quenching, and tempering. Additionally, the heat treatment procedure is typically completed in three stages. The material must first be heated; then, it must be kept at a specific temperature for a while; and finally, the metal or alloy must be cooled to room temperature using a designated cooling medium, such as water, oil, or air, for example [6-10]. This study examined the impact of the temperature at which plastic is tempered and the number of tempering cycles on the plastic's hardness, microstructure, and corrosion resistance. The obtained results indicated that the elongation was (11.4%) and the maximum tensile strength was (UST, 1441 MPa). Other findings show that samples that were hardened at 400°C had the lowest corrosion rate (0.61mg/g) [11]. The structural alterations that occur when martensite is tempered at high

temperatures are more significant than when tempering at low temperatures. The process leads to a markedly reduced hardness as possible transition carbides dissolve first and are subsequently replaced by coarser cementite particles along with concurrently lower dislocation densities [12-14]. It is possible for carbides to form in the alloy [15], which causes secondary hardening. At high temperatures, traditional low to medium carbon RAQ martensite has been found to have a notable improvement in durability [16]. But research has shown that tempering has a complicated impact on the hardness of HTT directly quenched steel. This article studied how heat treatment affects the mechanical and microscopic properties of carbon steel. In addition to the microstructure of the heat-treated samples having finer granular structures compared to the original samples, the study demonstrated that the mechanical specifications of the heat-treated samples were improved over the original specimen [17]. In this article [18], different mechanical properties and microstructure modifications were examined using samples of steel alloys. The results of the study showed that the annealed samples with a predominantly ferrite structure had the highest values of ductility and hardness but were characterized by decreased values of tensile strength and hardness. On the other hand, the annealed sample containing martensite had the lowest values of ductility and hardness and the highest values of hardness and tensile strength. According to additional research [19], brittleness in hard enamel or martensitic matrix can be mitigated by adding. In this study, the effect of microstructure and some mechanical properties of steel alloys on heat treatment, including annealing, tempering, hardening and annealing processes, was investigated. The results showed that after heat treatments, the mechanical properties of steel were significantly improved. In addition, it was concluded that the annealed samples with a predominantly martensite structure produced significantly higher values than the annealed samples with a predominantly ferrite structure combination of tensile strength, resistance of hardness, and an impact strength possessed by this newly developed metal, which is critical for structural applications across a wide range of industries [20]. This article reviews additional related heat treatments that are used as pre-treatments for specification, such as annealing and special treatments for property changes. which demonstrated a notable improvement in the medium carbon steel's mechanical specifications [21]. In this research, samples of mild steel were chosen so that both their microstructure and mechanical characteristics could be examined. The study's findings demonstrated that applying particular treatments for a given application in a given field can greatly enhance the mechanical properties of mild steel [22]. Results of this study demonstrated that samples quenched and cooled in 10% salty ice water, showed improvements of in tensile strength, hardness, microstructure, and corrosion resistance [23]. Quenching and partitioning (Q&P) steels are able to provide the necessary high strength and hardness when it comes to martensitic steels [24]. It is desirable to increase the steel's snot hardening canacity and hardness [25]. The transformation-induced plasticity (TRIP) phenomenon can easily produce ductility when there is a suitable fraction of fine austenite distributed among the martensite segments in Q&P steel [26]. According to additional research, brittleness in hard enamel or martensitic matrix can be mitigated by adding RA, [19]. According to the study's findings [27], it prolongs the lifespan of machinery subjected to high shock loads and speeds. Medium carbon steel is one of the essential engineering

materials that can be heated, according to several studies, investigations, publications, and applications. This is due to the fact that heat treatment of this metal has the potential to significantly alter its crystal structure, which in turn may result in notable enhancements to its mechanical characteristics [28-31].

The main objective of this study is to determine the hardness strength and microstructure of medium carbon steel samples that have been subjected to repeated heat treatments. These heat treatments include the following processes: first, quenching and cooling the samples with distilled water at different temperatures, second, conducting a preliminary evaluation of the samples to enhance their internal structure. Subsequently, left some of the specimens alone and proceeded to quenching the remaining ones again. then cooled the specimens in distilled water at varying temperatures and conducted another tempering of them. After that, it will be investigated how these processes affect the microstructure's structure and hardness strength. Then, we make a comparison and contrast all the outcomes with the original specimens which had not undergone any heat treatments. The goal is to identify the optimal specimens and distilled water temperatures that produce the best outcomes.

2. MATERIALS AND METHODS

2.1 Materials

A medium carbon steel with acceptable mechanical properties that can be heat treated is AISI 1040 steel. The standard chemical component values and the metal value used in this study are displayed in Table 1 [32, 33].

Table 1. Chemical composite of AISI 1040 steel

Element (wt. %)	Standard Value [33]	Actual Value
Fe	98.6 - 99	98.773
Mn	0.6 – 0.9	0.732
C	0.37 – 0.44	0.421
S	≤ 0.05	0.041
P	≤ 0.04	0.033

2.2 Classify specimens into groups

The specimens were separated into the following six groups:

The first group consists of the undivided specimens (B1, B2, B3).

The second group consists of the specimens (1, 6, 11, 16, 21, 26). The first step involves first quenching, followed by cooling with distilled water at varying temperatures (0, 5, 10, 15, 20, 25°C), then first tempering.

The third group consists of the specimens (2, 7, 12, 17, 22, 27). The first step involves first quenching, followed by cooling with distilled water at varying temperatures (0, 5, 10, 15, 20, 25°C, respectively), and first tempering. The second step involves a second quenching, which involves cooling with distilled water at 0°C, then second tempering.

The fourth group: includes specimens (3, 8, 13, 18, 23, 28), the first stage: first quenching and cooling with distilled water at different temperatures (0, 5, 10, 15, 20, 25°C) respectively - and first tempering. The second stage: second quenching - cooling with distilled water at temperature (10°C) - and a second tempering.

The specimens in the fifth group are (4, 9, 14, 19, 24, 29). The first step involves first quenching and cooling with distilled water at varying temperatures (0, 5, 10, 15, 20, 25°C), then first tempering. The second step consists of a second quenching, which involves cooling with distilled water at 20°C and second tempering.

The sixth group consists of the following specimens: 5, 10, 15, 20, 25, 30. The first step is first quenching, followed by cooling with distilled water at different temperatures (0, 5, 10, 15, 20, 25°C, respectively), and first tempering. The second step involves a second quenching, which involves cooling with distilled water at 30°C and second tempering.

2.3 Heat treatment process

Following the process of quenching and cooling the specimens, the martensite becomes extremely brittle. This brittleness is primarily caused by the predominance of martensite, which can be eliminated through tempering. The desired combination of mechanical specifications (hardness, ductility, durability, strength, and structural stability) is achieved through hardening.

In the first step: The groups (2, 3, 4, 5, 6) underwent the first quenching process by being placed in an oven set at 870°C, for 45 minutes. Afterward, they were removed from the oven and cooled in distilled water at different temperatures (0, 5, 10, 15, 20°C), depending on the group's order. The initial tempering procedure was then completed. The samples for each of the five groups' specimens were heated to 350°C for 25 minutes, after which they were allowed to cool in the oven.

During the second stage: The groups (3, 4, 5, 6) were subjected to a second quenching procedure wherein they were baked at 850°C for 45 minutes. Then, in accordance with the order of the groups, they were removed from the oven and cooled in distilled water at different temperatures (0, 10, 20, and 30°C). Following that, the second tempering procedure for the four-group specimens was completed by heating the oven to 450°C for 25 minutes, putting the specimens in the oven for twenty minutes, and then allowing the oven to cool down.

2.4 Microscopic analysis

The microstructure of the samples used in this study was examined and analyzed using a microscope. This is related to clean and polished surfaces of the samples in order to obtain a clear microscopic structure and the possibility of studying the type of grains of the metal to be studied. Different grades (80, 220, 320, 600, 1000, 1500, 2000) of polishing paper were used

to prepare the surfaces of the samples.

The extremely smooth surfaces were then achieved by cleaning the polished surfaces with a damp cloth and alumina (Al_2O_3) and magnesia (MgO). After that, the surface was treated with Nital exposure solution, which is unique to the kind of metal employed in this study and is composed of 98% CH_4 and 2% HNO_3 , to highlight the microscopic structure of the models that were examined under a microscope.

2.5 Hardness check

The Vickers hardness test was utilized in this study due to its user-friendliness and ability to be applied to all metal types, regardless of their hardness. A micro hardness tester was employed. The hardness was tested using an Indenter tool shaped like a quadrilateral diamond pyramid that was angled at a 136° and weighed 0.5 kg.

Polishing paper of varying degrees was used to prepare the research samples whose hardness was to be measured. This ensured a smooth, imperfect-free surface. To guarantee that the load applied in the device was applied vertically and to achieve high accuracy in the readings, a clean surface was prepared for the samples on both sides.

Accurate Vickers hardness readings were obtained by computing the Vickers hardness of every sample used in the study.


3. RESULTS AND DISCUSSION


3.1 Microstructural results

Figure 1 shows the microscopic structure of the samples prior to heat treatment. Some samples were quenched once and cooled in distilled water at different temperatures; these samples were then tempered for the first time; other samples were quenched twice and cooled in distilled water at different temperatures before being tempered again.

3.2 Hardness results

A comparison between all groups' hardness resistance and the original model is displayed in Figures 2-7. The models' hardness resistance increases and decreases as a result of different heat treatments, as seen in the figures. The microscopic structure of the samples in Figure 1 illustrates the reason for this, which is the variation in the crystalline structure of the different samples after different heat-treated.








Figure 1. The samples' microscopic structure before they are heated

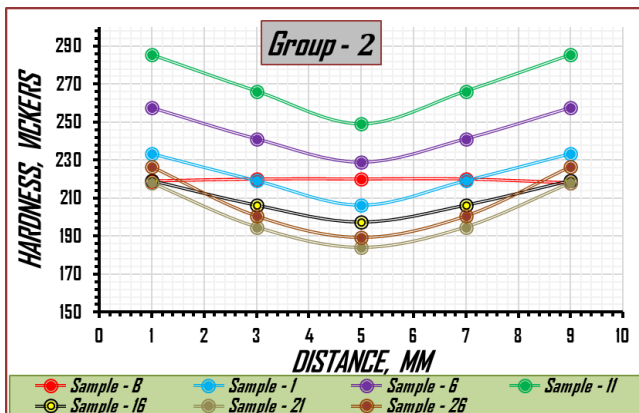


Figure 2. A comparison of all models group – 2, that have been heat-treated with the original model

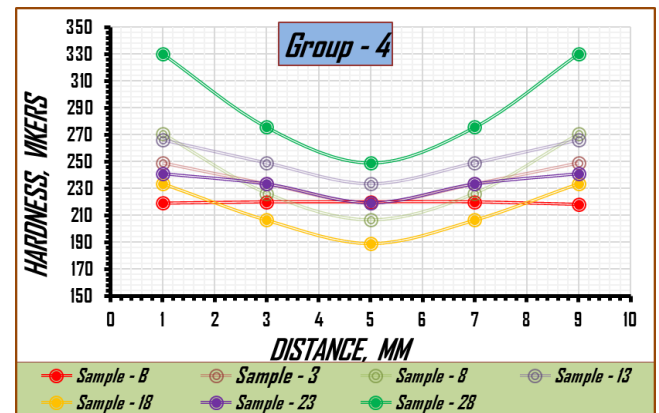


Figure 4. A comparison of all models group – 4, that have been heat-treated with the original model

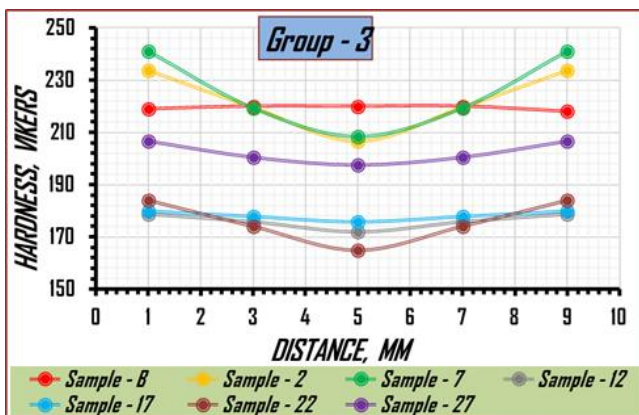


Figure 3. A comparison of all models group – 3, that have been heat-treated with the original model

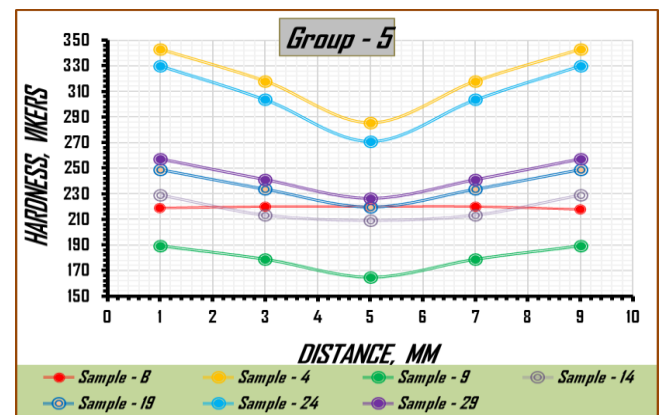


Figure 5. A comparison of all models group – 5, that have been heat-treated with the original model

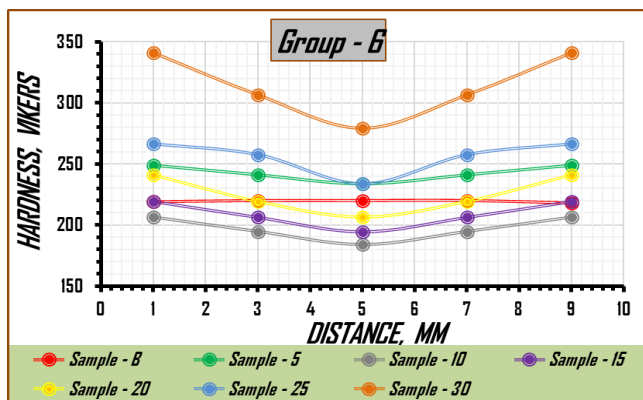


Figure 6. A comparison of all models group – 6, that have been heat-treated with the original model

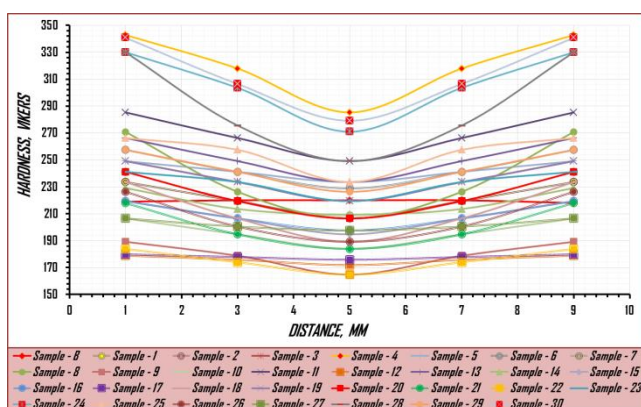


Figure 7. A comparison of all models that have been heat-treated with the original model

4. CONCLUSIONS

The present investigation concludes that the experimental study was successful in accomplishing its intended objective, which involved subjecting medium-carbon steel to repeated heat treatment at varying temperatures while it was cooled in distilled water. The microstructure of medium-carbon steel was examined under a metallurgical microscope, and the findings indicated that the sample plasticizers with a primarily ferrite composition had the highest ductility and hardness values, but the lowest hardness value. But after cooling, martensite formation is visible in the microstructure. This martensite sample is extremely brittle, demonstrating an increase in hardness that makes it unsuitable for any kind of application. To improve the martensite's ductility and hardness, tempering is then required. The microstructure changed from martensite to hardened martensite and recrystallized ferrite grains were discovered after the first quenching at a high temperature of 870°C and the first tempering at a temperature 350°C, as well as after the second quenching at a temperature 850°C and a second tempering 450°C at a temperature. In light of the results, the hardness value at different temperatures after cooling in distilled water exhibits higher hardness in varying percentages, but it may also be lower, albeit in extremely small percentages. This is due to the fact that water cools quickly, making it the ideal medium for cooling processing. On the other hand, when the sample is tempered at different temperatures, the hardness varies. This outcome shows that a good combination of

mechanical properties can be obtained from the microstructure that is left over after tempering. Furthermore, the grain size decreases with increasing quenching cooling rate. Steel will become harder as a result. The strength of the steel will increase but its hardness and ductility will decrease if the cooling rate is too high. Steel typically becomes more brittle and less malleable at high cooling rates.

5. RECOMMENDATIONS AND FUTURE WORKS

The following suggestions for more investigation and useful applications can be made in light of the comparative analysis of the hardness and microstructural characteristics of medium carbon steels following various heat treatments:

1. Examine the microstructural alterations that medium carbon steels undergo through heat treatment in great detail. In order to examine the evolution of grain structure, dislocation density, and other microscopic features, sophisticated microscopic techniques like electron and X-ray diffraction may be employed.
2. Investigate methods for enhancing medium carbon steels' mechanical qualities in accordance with the needed use. Examine how the strength, hardness, ductility, and toughness of the material are affected by various heat treatment parameters, such as the deformation temperature, strain rate, and degree of deformation.

REFERENCES

- [1] Liu, W., Jiang, Y., Liu, H., Zhao, A. (2019). A study of wear resistance of carbon-free bainite and martensite in medium carbon steel. *Ironmaking & Steelmaking Processes*, 47(7): 1-7. <https://doi.org/10.1080/03019233.2019.1666526>
- [2] Sultan, J.N., Karash, E.T., Kassim, M.T.E., Ali, A.M., Ibrahim, H.A., Abdullah, G.G.O.F. (2022). The effect of carburization and repeated heat treatment with different solutions on the fatigue resistance of medium carbon steel. *International Journal of Heat and Technology*, 40(6): 1478-1484. <https://doi.org/10.18280/ijht.400616>
- [3] Ajiboye, T., Abdulsalam, A.O. (2019). Mechanical characteristics of heat-treated medium carbon steel quenched using blending different types of vegetable oils. *International Journal of Engineering Materials and Manufacture*, 4(4): 146-153. <https://doi.org/10.26776/ijemm.04.04.2019.02>
- [4] Guo, S., Li, C., Shi, J., Luan, F., Song, X. (2019). Effect of quenching media and tempering temperature on fatigue property and fatigue life estimation based on RBF neural network of 0.44% carbon steel. *Mechanical Sciences*, 10(1): 273-286. <https://doi.org/10.5194/ms-10-273-2019>
- [5] Li, B., Li, C., Wang, Y., Jin, X. (2018). Effect of cryogenic treatment on microstructure and wear resistance of carburized 20CrNi2MoV steel. *Metals*, 8(10): 808. <https://doi.org/10.3390/met8100808>
- [6] Gunaselvi, S., Satheeshkumar, P., Jeganathan, M. (2020). Surface modification of steel by nickel coating in electrochemical process. *Journal of New Materials for Electrochemical Systems*, 23(2): 112-122. <https://doi.org/10.14447/jnmes.v23i2.a08>
- [7] Sultan, J.N., Karash, E.T., Kassim, M.T.E., Ali, A.M.,

- Ibrhim, H.A. (2023). Effects of repeated heat treatments on the wear resistance of pre-carburized steel. *International Journal of Heat and Technology*, 41(4): 1083-1095. <https://doi.org/10.18280/ijht.410429>
- [8] Najem, M.K., Sultan, J.N., Karash, E.T., Ali, M., A Ibrhim, H. (2023). The influence of repeated heat treatments on the propagation of fatigue cracking of medium carburized steel. *Journal of Mechanical Engineering (JMEchE)*, 20(3): 387-408. <https://doi.org/10.24191/jmeche.v20i3.23920>
- [9] Sultan, J.N., Najem, M.K., Karash, E.T. (2021). Effect of heat-treatment temperature on the corrosion behaviour of cold worked 6111 aluminium alloy. *Journal of the Korean Society for Precision Engineering*, 38(6): 385-395. <https://doi.org/10.7736/JKSPE.020.114>
- [10] Markja, I., Dhoska, K., Elezi, D., Moezzi, R., Petru, M. (2021). Effect of the grain sizes on the ultrasonic propagation and attenuation on different types of steels microstructure during non-destructive testing. *Annales de Chimie - Science des Matériaux*, 45(4): 329-334. <https://doi.org/10.18280/acsm.450408>
- [11] Shi, L., Cui, X., Li, J., Jin, G., Liu, E., Tian, H. (2022). Role of multiple mid-temperature tempering on mechanical properties and wear behavior of carburized steel under complex service conditions. *Surface and Coatings Technology*, 449: 128932. <https://doi.org/10.1016/j.surfcoat.2022.128932>
- [12] Saastamoinen, A., Kaijalainen, A., Nyo, T.T., Suikkanen, P., Porter, D., Kömi, J. (2019). Direct-quenched and tempered low-C high-strength structural steel: The role of chemical composition on microstructure and mechanical properties. *Materials Science and Engineering: A*, 760: 346-358. <https://doi.org/10.1016/j.msea.2019.06.018>
- [13] Pugazhendhi, L.T., Kothandaraman, R., Karnan, B. (2022). Implementation of visual clustering strategy in self-organizing map for wear studies samples printed using FDM. *Traitement du Signal*, 39(2): 531-539. <https://doi.org/10.18280/ts.390215>
- [14] Krauss, G. (2017). Tempering of lath martensite in low and medium carbon steels: Assessment and challenges. *Steel Research International*, 88(10): 1700038. <https://doi.org/10.1002/srin.201700038>
- [15] Karash, E.T., Sultan, J.N., Najem, M.K., Hamid, A.F. (2022). Comparison of the influence of temperature change distribution of three surface regions on the hardness of two dissimilar aluminum alloys welded by friction stir welding. *International Journal of Heat and Technology*, 40(4): 1013-1023. <https://doi.org/10.18280/ijht.400419>
- [16] Ibrahim, H.I., Karash, E.T., Sultan, J.N., Shareef, Z.Q. (2024). Investigation of the corrosion of heating treatment medium carbon steel in sulfur aqueous solution. *Revue des Composites et des Matériaux Avancés-Journal of Composite and Advanced Materials*, 34(3): 277-286. <https://doi.org/10.18280/rcma.340302>
- [17] Acosta-Cinciri, B., López-Granados, N., Ramos-Banderas, J., Hernández-Bocanegra, C., Garnica-González, P., López-Corpus, J. (2021). Effect of heat treatment on the microstructure and mechanical properties of a low-carbon X80 pipeline steel. *Materials Science-Poland*, 39(1): 103-112. <https://doi.org/10.2478/msp-2021-0012>
- [18] Bhaskar Chandra Kandpal, D.K. Gupta, Ashok Kumar, Ashish Kumar Jaisal, Atul Kumar Ranjan, Ankit Srivastava, Prashant Chaudhary, (2021). Effect of heat treatment on properties and microstructure of steels. *Materials Today: Proceedings*, 44(Part 1): 199-205. <https://doi.org/10.1016/j.matpr.2020.08.556>
- [19] Fadare, D.A., Fadara, T.G., Akanbi, O.Y. (2011). Effect of heat treatment on mechanical properties and microstructure of NST 37-2 steel. *Journal of Minerals & Materials Characterization & Engineering*, 10(3): 299-308. <http://doi.org/10.4236/jmmce.2011.103020>
- [20] Oluyemi, D.O., Oluwole, O.I., Adewuyi, B.O. (2011). Studies of the properties of heat treated rolled medium carbon steel. *Materials Research*, 14: 135-141. <http://10.1590/S1516-14392011005000040>
- [21] Harisha, S.R., Sharma, S., Kini, U.A., Shankar, M.G. (2018). Study on spheroidization and related heat treatments of medium carbon alloy steels. In *MATEC Web of Conferences* (Vol. 144, p. 02008). EDP Sciences. <https://doi.org/10.1051/mateconf/201814402008>
- [22] Hasan, M.F. (2016). Analysis of mechanical behavior and microstructural characteristics change of ASTM A-36 steel applying various heat treatment. *Journal of Material Science & Engineering*, 5(2): 1-6. <https://doi.org/10.4172/2169-0022.1000227>
- [23] Lawal, S.L., Afolalu, S.A., Jen, T.C., Akinlabi, E.T. (2023). Effects of varying microstructural constituents on corrosion resistance: A review. *Revue des Composites et des Matériaux Avancés-Journal of Composite and Advanced Materials*, 33(2): 95-101. <https://doi.org/10.18280/rcma.330204>
- [24] Edmonds, D.V., He, K., Rizzo, F.C., De Cooman, B.C., Matlock, D.K., Speer, J.G. (2006). Quenching and partitioning martensite—A novel steel heat treatment. *Materials Science and Engineering: A*, 438: 25-34. <https://doi.org/10.1016/j.msea.2006.02.133>
- [25] de Diego-Calderón, I., Sabirov, I., Molina-Aldareguia, J.M., Föjer, C., Thiessen, R., Petrov, R.H. (2016). Microstructural design in quenched and partitioned (Q&P) steels to improve their fracture properties. *Materials Science and Engineering: A*, 657: 136-146. <https://doi.org/10.1016/j.msea.2016.01.011>
- [26] Dong, H.Y., Wu, K.M., Wang, X.L., Hou, T.P., Yan, R. (2018). A comparative study on the three-body abrasive wear performance of Q&P processing and low-temperature bainitic transformation for a medium-carbon dual-phase steel. *Wear*, 402: 21-29. <https://doi.org/10.1016/j.wear.2018.01.009>
- [27] Luo, X., Chen, X., Wang, T., Pan, S. Wang, Z. (2018). Effect of morphologies of martensite-austenite constituents on impact toughness in intercritically reheated coarse-grained heat-affected zone of HSLA steel. *Materials Science and Engineering: A*, 710: 192-199. <https://doi.org/10.1016/j.msea.2017.10.079>
- [28] Zhang, F., Zhang, T.Y., Gou, H.J., Chen, S.D., Wu, D., Wei, H., Chong, X.Y., Li, Z.L., Wu, X., Shan, Q. (2023). Improving the impact wear properties of medium carbon steel by adjusting microstructure under alternating quenching in water and air. *Wear*, 512: 204531. <https://doi.org/10.1016/j.wear.2022.204531>
- [29] Lu, J., Yu, H., Kang, P., Duan, X., Song, C. (2018). Study of microstructure, mechanical properties and impact-abrasive wear behavior of medium-carbon steel treated by quenching and partitioning (Q&P) process. *Wear*, 414: 21-30. <https://doi.org/10.1016/j.wear.2018.07.026>

- [30] Wang, C., Li, X., Chang, Y., Han, S., Dong, H. (2016). Comparison of three-body impact abrasive wear behaviors for quenching–partitioning–tempering and quenching–tempering 20Si2Ni3 steels. *Wear*, 362: 121-128. <http://doi.org/10.1016/j.wear.2016.05.026>
- [31] Peng, F., Xu, Y., Gu, X., Wang, Y., Liu, X., Li, J. (2018). The relationships of microstructure-mechanical properties in quenching and partitioning (Q&P) steel accompanied with microalloyed carbide precipitation. *Materials Science and Engineering: A*, 723: 247-258. <https://doi.org/10.1016/j.msea.2018.03.061>
- [32] AZO Materials (2012). AISI 1040 Carbon Steel (UNS G10400). <http://www.azom.com/article.aspx?ArticleID=6525>.
- [33] Ali, H.M., Karash, E.T., Elias, M.T. (2022). Study the machining accuracy in hole reaming of medium carbon steel using ultrasonic vibration method. *Journal Européen des Systèmes Automatisés*, 55(4): 527-533. <https://doi.org/10.18280/jesa.550412>