

Enhanced Dielectric Characteristics of Cr₂O₃ Nanoparticles Doped PVA/PEG for Electrical Applications



Mohammed H. Abbas¹, Aseel Hadi², Bahaa H. Rabee³, Majeed Ali Habeeb³,
Musaab Khudhur Mohammed³, Ahmed Hashim^{3*}

¹ Medical Physics Department, Al-Mustaqbal University College, Babylon 51001, Iraq

² Department of Ceramic and Building Materials, College of Materials Engineering, University of Babylon, Babylon 51002, Iraq

³ Department of Physics, College of Education for Pure Sciences, University of Babylon, Babylon 51002, Iraq

Corresponding Author Email: pure.ahmed.hashim@uobabylon.edu.iq

<https://doi.org/10.18280/rcma.330407>

ABSTRACT

Received: 5 September 2022

Revised: 23 July 2023

Accepted: 18 August 2023

Available online: 31 August 2023

Keywords:

Cr₂O₃ nanoparticles, PVA/PEG, composites, dielectric properties, frequency, electrical applications

This study examines the dielectric properties of polyvinyl alcohol (PVA)/polyethylene glycol (PEG) doped with chromium oxide (Cr₂O₃) nanoparticles, with the aim of leveraging these properties in electronic and electric nanodevices. The effect of Cr₂O₃ nanoparticle concentration on the dielectric constant, dielectric loss, and AC electrical conductivity of the composites was systematically investigated. The results demonstrate that both the dielectric constant and dielectric loss decrease with increasing frequency, but increase with the concentration of Cr₂O₃ nanoparticles. Conversely, AC electrical conductivity was found to increase with both frequency and Cr₂O₃ nanoparticle concentration. The enhanced dielectric properties of the PVA/PEG/Cr₂O₃ nanocomposites make them suitable for various applications in the field of electronics and energy storage. The study provides new insights into the design of materials for electrical and electronics applications.

1. INTRODUCTION

Composites of polymer matrix as sustainable matters are used in large series of fields in the view of composites sufficient range of chemical structures, properties, applicability, possible reusability as one among the ability of economy and construction. Amid this materials group, it included gained significant focus relate to the rising requiring for extra light weight and exorbitantly behavior matters. The mixing conventional polymer medium with nanosize substances as reinforcements display a broad series of additional normal characters relate to tiny size, individual shape, and great area of surface [1].

Polymer composite substances are employed in a huge variety of fields since they often possess more desirable mechanical characteristics than granular or ceramic composites, comprising improved tensile strength, elastic modulus and as a result flexibility. Composites have excellent potential for a variety of industrial applications because of their exceptional characteristics like elevated hardness, elevated melting point, lesser density, lesser coefficient of thermal expansion, elevated thermal conductivity, superior chemical stability and enhanced mechanical characteristics such as superior specific strength, enhanced wear resistance and specific modulus. Composites are utilized in making solar cells, laser diodes and light emitting diodes (LED), optoelectronic device elements, industrial applications in aircraft, military and car industry [2, 3].

Wide series of composites of polymer/nanomaterial fields

has sustained to interested the researchers consideration due to their different distinguished optical, structural, mechanical and electrical characteristics [4].

PVA was employed in topical years as a easy polymer with particular characteristics including elevated chemical stability, stable of environmentally, biodegradable, optical and electric characteristics. The PVA key characteristic is semi-crystalline character is the existence of both crystalline and amorphous sections that cause effects of interfacial crystal/amorphous to raise physical properties [5].

PVA is a water soluble with good thermal and mechanical characterizations. Poly (vinyl alcohol) has broad uses in applications like electronic, building, medicine and other industries [6]. PEG is one of the mainly significant polymers relate to its exhibited attractive performances and characteristics like commercial, non toxic, and non expensive [7].

Cr₂O₃ is one of the mainly significant transition oxide as a result of its excellent catalytic, gas sensing, electrical and magnetic characteristics in addition to being one of the mainly stable coloring [8]. Nanocomposites are a navel kind of substances complete with nano-sized filler. Inorganic nanoparticles mixed among organic (polymer) are called organic/inorganic hybrids [9].

Nanocomposites based on a polymer substance with entrenched nanostructures include increased consideration ascribed to their optical, electronic, mechanical, chemical and electrical characteristics which create it can be utilize in the improvement of biomedical and industrial devices. Polymers

substances consist of characteristics assemble the requests for the elastic electronics consist of less deposition temperatures, simple stage of fabricating and elevated breakdown strength. In electronics fields, polymers are typically used components. Polymers have various advantages of durability, lightweight, low cost and processability [10].

There are many studies on metal oxide and metal oxide doped polymer to employ in various applications like electronics and optoelectronics [11-17], sensors [18-25], antibacterial [26-30], thermal energy storage [31-36] and radiation shielding [37-42]. In recent years, investigations on the polymers electrical characteristics of included concerned greatly consideration for polymers applications in electronic as well as optical appliances. The polymers conduction for electricity were expansively investigated to appreciate the polymers charge transport nature [43]. This work deals with preparation of PVA/PEG/Cr₂O₃ nanocomposites films and investigating the AC electrical characteristics to employ in different electrical and electronics fields.

2. MATERIALS AND METHODS

Polyvinylalcohol(PVA)/polyethylene glycol (PEG)/chromium oxide (Cr₂O₃) nanostructures were prepared by casting method. The polymeric solution (70%PVA/30%PEG) fabricated by dissolving of 1gm in distilled water (30 ml). The Cr₂O₃ NPs added to (PVA/PEG) solution among contents (1, 2, and 3) wt.%. The dielectric characters of blend/Cr₂O₃ films measured at (f=100 Hz to 5×10⁶ Hz) by LCR meter.

The dielectric constant, ϵ' determined by [44]:

$$\epsilon' = C_p d / \epsilon_o A \quad (1)$$

where, C_p is matter capacitance, thickness (d in cm), A is the area (in cm²).

Dielectric loss, ϵ'' is given by [45]:

$$\epsilon'' = \epsilon' D \quad (2)$$

where, D is dispersion factor.

The A.C electrical conductivity is defined by [46]:

$$\sigma_{A.C} = 2\pi f \epsilon' D \epsilon_o \quad (3)$$

3. RESULTS AND DISCUSSION

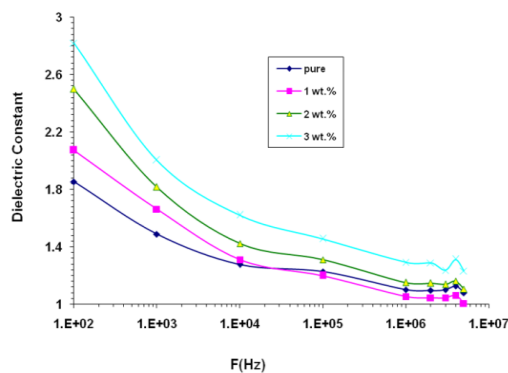


Figure 1. Variation of ϵ' of PVA/PEG/Cr₂O₃ films among frequency

Figures 1 and 2 display the variations of the real part (ϵ') and the imaginary part (ϵ'') of the complex permittivity of PVA/PEG/Cr₂O₃ nanocomposites films, respectively, with frequency. As can be inferred from these figures, both ϵ' and ϵ'' exhibit high values at lower frequencies. With an increase in frequency, a noticeable reduction in the values of ϵ' and ϵ'' for PVA/PEG can be observed, an effect attributed to interfacial polarization, often referred to as the Maxwell-Wagner effect.

Further insights into the influence of Cr₂O₃ nanoparticles (NPs) content on the performance of ϵ' and ϵ'' in the blend/Cr₂O₃ films are provided in Figures 3 and 4. It is quite evident from these figures that as the content of Cr₂O₃ NPs increases, there is a corresponding increase in the values of ϵ' and ϵ'' . This trend suggests an enhancement in the number of charge carriers induced by the Cr₂O₃ NPs [47-56].

Figures 5 and 6 illustrate the variations in the AC electrical conductivity ($\sigma_{A.C}$) of the blend/Cr₂O₃ nanocomposites films in relation to frequency and the ratio of Cr₂O₃ NPs. From these figures, it can be discerned that the $\sigma_{A.C}$ values for the blend/Cr₂O₃ films increase alongside frequency and Cr₂O₃ NPs ratio. The rise in $\sigma_{A.C}$ values with frequency is associated with the hopping mechanism and polarization effect. Additionally, the increase in conductivity values with a rising additive ratio can be attributed to an increase in the number of charge carriers and the formation of a network of nanoparticles within the composite [57-64].

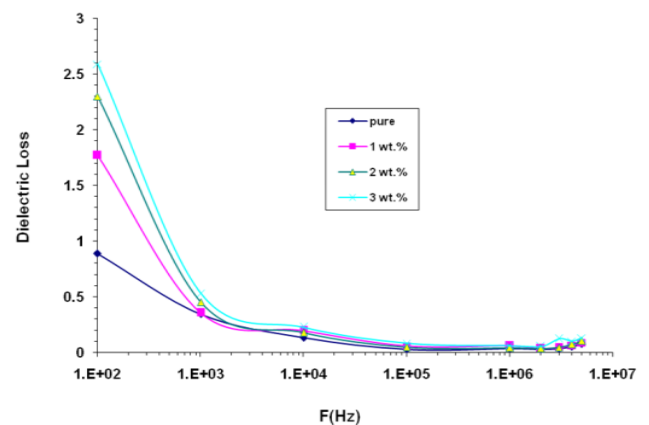


Figure 2. Variation of ϵ'' of PVA/PEG/Cr₂O₃ films among frequency

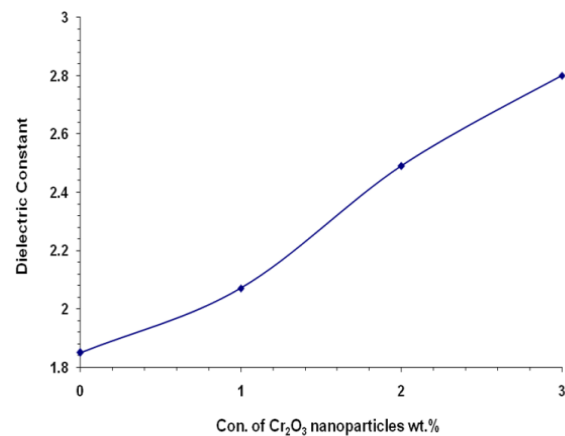


Figure 3. Performance of ϵ' among Cr₂O₃ NPs content of PVA/PEG/Cr₂O₃ films

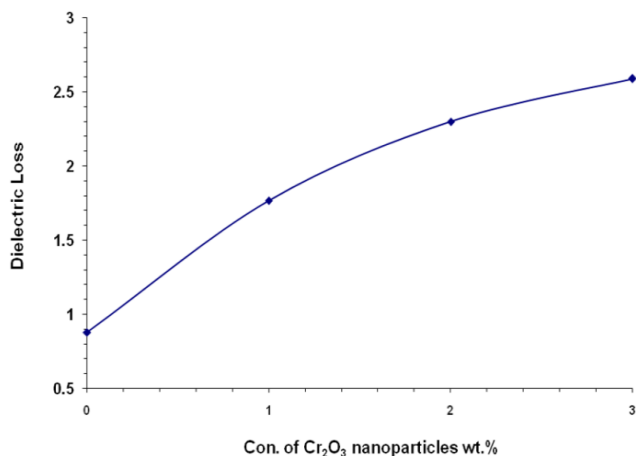


Figure 4. Performance of ϵ'' among Cr_2O_3 NPs content of PVA/PEG/ Cr_2O_3 films

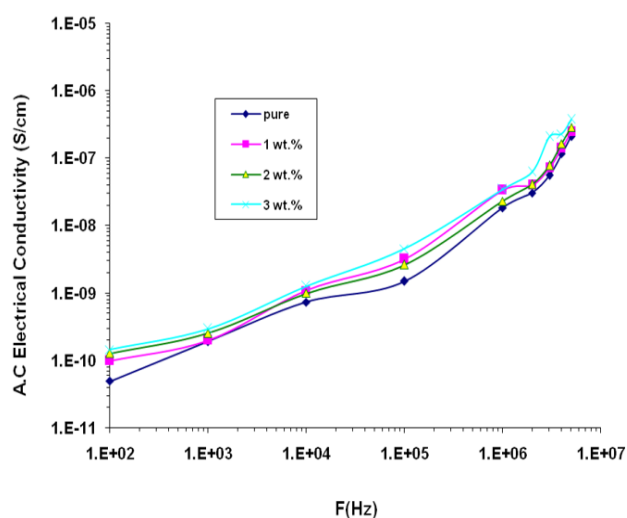


Figure 5. σ_{AC} behavior of PVA/PEG/ Cr_2O_3 films among frequency

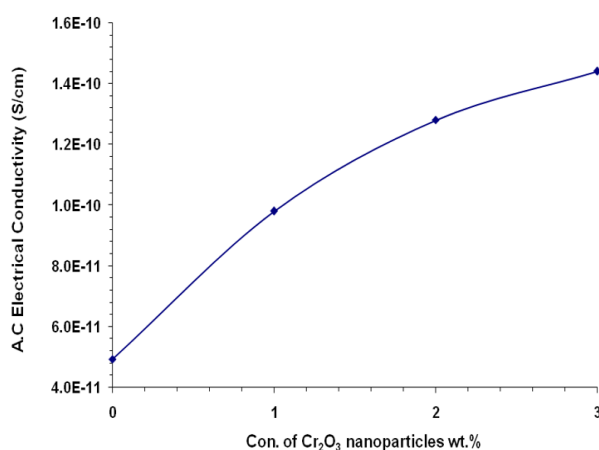


Figure 6. variation of σ_{AC} among Cr_2O_3 NPs content of PVA/PEG/ Cr_2O_3 films

The dielectric properties of the films made from polyvinyl alcohol (PVA), polyethylene glycol (PEG), and chromium oxide (Cr_2O_3) nanoparticles were thoroughly investigated in this study. It was observed that the dielectric constant, a key parameter in understanding the electrical behavior of the

PVA/PEG matrix, exhibited a notable increase with a rise in the content of Cr_2O_3 nanoparticles up to 3wt.%. Additionally, this dielectric constant showed elevated values at lower frequencies, followed by a discernible decrease as the frequency increased.

The dielectric loss, another significant property of the PVA/PEG/ Cr_2O_3 nanocomposites films, was found to increase as the frequency reduced, with the highest values recorded at low frequencies. Furthermore, the dielectric loss of the polymer blend showed a noticeable increase with an augment in the content of Cr_2O_3 nanoparticles.

Another key observation was related to the AC electrical conductivity of the PVA/PEG/ Cr_2O_3 nanocomposites films. It was found that the AC electrical conductivity escalated with an increase in frequency, spanning from 100Hz to 5MHz, and also with an increase in the content of Cr_2O_3 nanoparticles. This finding sheds light on the potential of these composites in applications where higher electrical conductivity is desired.

4. CONCLUSIONS

This study encompasses the formulation of nanocomposite films made from a blend of polymeric substances and chromium oxide (Cr_2O_3) nanoparticles, followed by an in-depth analysis of their dielectric characteristics. The motivation behind this research lies in the potential application of these nanocomposites in various electric and energy storage devices.

The dielectric characteristics investigated in this study include the real part (ϵ') and the imaginary part (ϵ'') of the complex permittivity, along with σ_{AC} . These parameters are essential for understanding the behavior of the materials under different electrical conditions.

When examining the results for the PVA/PEG/ Cr_2O_3 nanocomposites films, a distinct trend was observed. The values of ϵ' , ϵ'' , and σ_{AC} for the PVA/PEG blend were found to increase with the rising content of Cr_2O_3 nanoparticles. This suggests an enhancement in the composite's electrical characteristics as the nanoparticle concentration increases.

Furthermore, the study found that while ϵ' and ϵ'' values of the PVA/PEG/ Cr_2O_3 nanocomposites films decreased with increasing frequency, the σ_{AC} experienced an upward trend. This indicates a complex interplay between frequency and the dielectric properties of the material.

Taken together, these findings suggest that the PVA/PEG/ Cr_2O_3 nanocomposites films could be well-suited for application in electric and energy storage fields. Their unique dielectric properties make them potential candidates for further research and development in these areas.

REFERENCES

- [1] Hurayra-Lizu, K.A., Bari, M.W., Gulshan, F., Islam, M.R. (2021). GO based PVA nanocomposites: Tailoring of optical and structural properties of PVA with low percentage of GO nanofillers. *Heliyon*, 7(5): E06983. <https://doi.org/10.1016/j.heliyon.2021.e06983>
- [2] Rashid, F.L., Hashim, A., Habeeb, M.A., Salman, S.R., Ahmed, H. (2013). Preparation of (PS-PMMA) copolymer and study the effect of sodium fluoride on its optical properties. *Chemistry and Materials Research*, 3(7): 55-59.

- [3] Hadi, S., Hashim, A., Jewad, A. (2011). Optical properties of (PVA-LiF) composites. *Australian Journal of Basic and Applied Sciences*, 5(9): 2192-2195.
- [4] Pranav, C.M., Madhu, G.M., Koteswararao, J., Kottam, N. (2020). Mechanical and electrical properties evaluation of PVA-carbon dot polymer nanocomposites. *Indian Journal of Chemical Technology (IJCT)*, 27(6): 488-495.
- [5] Khan, S.A., Zain, Z.M., Mansoor, M., Mahfuz, M.H., Rahman, A., Rashid, M.A.N., Rais, M.S. (2021). Performance investigation of ZnO/PVA nanocomposite film for organic solar cell. *Materialstoday: Proceedings*, 47: 2615-2621. <https://doi.org/10.1016/j.matpr.2021.05.197>
- [6] Ahmed, H., Hashim, A. (2021). Geometry optimization, optical and electronic characteristics of novel PVA/PEO/SiC structure for electronics applications. *Silicon*, 13(8): 2639-2644. <https://doi.org/10.1007/s12633-020-00620-0>
- [7] Abu-Zied, B.M., Hussein, M.A., Asiri, A.M. (2015). Characterization, in situ electrical conductivity and thermal behavior of immobilized PEG on MCM-41. *International Journal of Electrochemical Science*, 10(6): 4873-4887. [https://doi.org/10.1016/S1452-3981\(23\)06672-5](https://doi.org/10.1016/S1452-3981(23)06672-5)
- [8] Khalaji, D. (2021). Structural, optical and magnetic studies of Cr₂O₃ nanoparticles prepared by microwave-assisted. *Nanochemistry Research*, 6(1): 18-24. <https://doi.org/10.22036/NCR.2021.01.003>
- [9] Ahmed, H., Hashim, A. (2021). Lightweight, flexible and high energies absorption property of PbO₂ doped polymer blend for various renewable approaches. *Transactions on Electrical and Electronic Materials*, 22: 335-345. <https://doi.org/10.1007/s42341-020-00244-6>
- [10] Hashim, A. (2021). Enhanced morphological, optical and electronic characteristics of WC NPs doped PVP/PEO for flexible and lightweight optoelectronics applications. *Optical and Quantum Electronics*, 53(8): 478. <https://doi.org/10.1007/s11082-021-03100-w>
- [11] Hazim, A., Abduljalil, H.M., Hashim, A. (2021). First principles calculations of electronic, structural and optical properties of (PMMA-ZrO₂-Au) and (PMMA-Al₂O₃-Au) nanocomposites for optoelectronics applications. *Transactions on Electrical and Electronic Materials*, 22: 185-203. <https://doi.org/10.1007/s42341-020-00224-w>
- [12] Ahmed, H., Hashim, A. (2020). Design and characteristics of novel PVA/PEG/Y₂O₃ structure for optoelectronics devices. *Journal of Molecular Modeling*, 26(8): 210. <https://doi.org/10.1007/s00894-020-04479-1>
- [13] Ahmed, H., Hashim, A. (2021). Structural, optical and electronic properties of silicon carbide doped PVA/NiO for low cost electronics applications. *Silicon*, 13(5): 1509-1518. <https://doi.org/10.1007/s12633-020-00543-w>
- [14] Ahmed, H., Hashim, A., Abduljalil, H.M. (2020). Determination of optical parameters of films of PVA/TiO₂/SiC and PVA/MgO/SiC nanocomposites for optoelectronics and UV-detectors. *Ukrainian Journal of Physics*, 65(6): 533. <https://doi.org/10.15407/ujpe65.6.533>
- [15] Fadil, O.B., Hashim, A. (2022). Fabrication and tailored optical characteristics of CeO₂/SiO₂ nanostructures doped PMMA for electronics and optics fields. *Silicon*, 14(15): 9845-9852. <https://doi.org/10.1007/s12633-022-01728-1>
- [16] Hazim, A., Abduljalil, H.M., Hashim, A. (2021). Design of PMMA doped with inorganic materials as promising structures for optoelectronics applications. *Transactions on Electrical and Electronic Materials*, 22: 851-868. <https://doi.org/10.1007/s42341-021-00308-1>
- [17] Hazim, A., Hashim, A., Abduljalil, H. (2021). Fabrication of novel (PMMA-Al₂O₃/Ag) nanocomposites and its structural and optical properties for lightweight and low cost electronics applications. *Egyptian Journal of Chemistry*, 64(1): 359-374. <https://doi.org/10.21608/ejchem.2019.18513.2144>
- [18] Ahmed, H., Abduljalil, H.M., Hashim, A. (2019). Analysis of structural, optical and electronic properties of polymeric nanocomposites/silicon carbide for humidity sensors. *Transactions on Electrical and Electronic Materials*, 20(3): 206-217. <https://doi.org/10.1007/s42341-019-00100-2>
- [19] Hashim, A., Jassim, A. (2017). Novel of (PVA-ST-PbO₂) bio nanocomposites: Preparation and properties for humidity sensors and radiation shielding applications. *Sensor Letters*, 15(12): 1003-1009. <https://doi.org/10.1166/sl.2017.3915>
- [20] Hashim, A., Hadi, A. (2017). Synthesis and characterization of (MgO-Y₂O₃-CuO) nanocomposites for novel humidity sensor application. *Sensor Letters*, 15(10): 858-861. <https://doi.org/10.1166/sl.2017.3900>
- [21] Hashim, A., Jassim, A. (2018). Novel of biodegradable polymers-inorganic nanoparticles: structural, optical and electrical properties as humidity sensors and gamma radiation shielding for biological applications. *Journal of Bionanoscience*, 12(2): 170-176. <https://doi.org/10.1166/jbns.2018.1518>
- [22] Hashim, A., Habeeb, M.A. (2019). Synthesis and characterization of polymer blend-CoFe₂O₄ nanoparticles as a humidity sensors for different temperatures. *Transactions on Electrical and Electronic Materials*, 20: 107-112. <https://doi.org/10.1007/s42341-018-0081-1>
- [23] Hashim, A., Habeeb, M.A., Hadi, A. (2017). Synthesis of novel polyvinyl alcohol-starch-copper oxide nanocomposites for humidity sensors applications with different temperatures. *Sensor Letters*, 15(9): 758-761. <https://doi.org/10.1166/sl.2017.3876>
- [24] Ahmed, H., Hashim, A., Abduljalil, H. (2019). Analysis of structural, electrical and electronic properties of (polymer nanocomposites/silicon carbide) for antibacterial application. *Egyptian Journal of Chemistry*, 62(4): 767-776. <https://doi.org/10.21608/EJCHEM.2019.6241.1522>
- [25] Ahmed, H., Hashim, A. (2019). Fabrication of novel (PVA/NiO/SiC) nanocomposites, structural, electronic and optical properties for humidity sensors. *International Journal of Scientific & Technology Research*, 8(11): 1014-1031.
- [26] Kadhim, K.J., Agool, I.R., Hashim, A. (2017). Effect of zirconium oxide nanoparticles on dielectric properties of (PVA-PEG-PVP) blend for medical application. *Journal of Advanced Physics*, 6(2): 187-190. <https://doi.org/10.1166/jap.2017.1313>
- [27] Kadhim, K.J., Agool, I.R., Hashim, A. (2016). Synthesis of (PVA-PEG-PVP-TiO₂) nanocomposites for antibacterial application. *Materials Focus*, 5(5): 436-439.

- <https://doi.org/10.1166/mat.2016.1371>
- [28] Hashim, A., Agool, I.R., Kadhim, K.J. (2018). Modern developments in polymer nanocomposites for antibacterial and antimicrobial applications: A review. *Journal of Bionanoscience*, 12(5): 608-613. <https://doi.org/10.1166/jbns.2018.1580>
- [29] Hazim, A., Hashim, A., Abduljalil, H.M. (2019). Novel (PMMA-ZrO₂-Ag) nanocomposites: Structural, electronic, optical properties as antibacterial for dental industries. *International Journal of Emerging Trends in Engineering Research*, 7(8): 68-84. <https://doi.org/10.30534/ijeter/2019/01782019>
- [30] Hazim, A., Abduljalil, H.M., Hashim, A. (2019). Structural, electronic, optical properties and antibacterial application of novel (PMMA-Al₂O₃-Ag) nanocomposites for dental industries applications. *International Journal of Emerging Trends in Engineering Research*, 7(8): 104-122. <https://doi.org/10.30534/ijeter/2019/04782019>
- [31] Hadi, A., Rashid, F.L., Hussein, H.Q., Hashim, A. (2019). Novel of water with (CeO₂-WC) and (SiC-WC) nanoparticles systems for energy storage and release applications. In *IOP Conference Series: Materials Science and Engineering*, IOP Publishing, 518(3): 032059. <https://doi.org/10.1088/1757-899X/518/3/032059>
- [32] Agool, I.R., Kadhim, K.J., Hashim, A. (2016). Preparation of (polyvinyl alcohol-polyethylene glycol-polyvinyl pyrrolidinone-titanium oxide nanoparticles) nanocomposites: Electrical properties for energy storage and release. *International Journal of Plastics Technology*, 20: 121-127. <https://doi.org/10.1007/s12588-016-9144-5>
- [33] Al-Garah, N.H., Rashid, F.L., Hadi, A., Hashim, A. (2018). Synthesis and characterization of novel (organic-inorganic) nanofluids for antibacterial, antifungal and heat transfer applications. *Journal of Bionanoscience*, 12(3): 336-340. <https://doi.org/10.1166/jbns.2018.1538>
- [34] Agool, I.R., Kadhim, K.J., Hashim, A. (2017). Synthesis of (PVA-PEG-PVP-ZrO₂) nanocomposites for energy release and gamma shielding applications. *International Journal of Plastics Technology*, 21: 444-453. <https://doi.org/10.1007/s12588-017-9196-1>
- [35] Rashid, F.L., Talib, S.M., Hadi, A., Hashim, A. (2018). Novel of thermal energy storage and release: water/(SnO₂-TaC) and water/(SnO₂-SiC) nanofluids for environmental applications. In *IOP Conference Series: Materials Science and Engineering*, IOP Publishing, 454(1): 012113. <https://doi.org/10.1088/1757-899X/454/1/012113>
- [36] Hadi, A., Ah-yasari, A.H., Hassan, D. (2020). Fabrication of new ceramics nanocomposites for solar energy storage and release. *Bulletin of Electrical Engineering and Informatics*, 9(1): 83-86. <https://doi.org/10.11591/eei.v9i1.1323>
- [37] Hashim, A., Hamad, Z.S. (2018). Novel of (niobium carbide-biopolymer blend) nanocomposites: characterization for bioenvironmental applications. *Journal of Bionanoscience*, 12(4): 488-493. <https://doi.org/10.1166/jbns.2018.1551>
- [38] Hashim, A., Hamad, Z.S. (2018). Synthesis, characterization and nanobiological application of (biodegradable polymers-titanium nitride) nanocomposites. *Journal of Bionanoscience*, 12(4): 504-507. <https://doi.org/10.1166/jbns.2018.1561>
- [39] Hassan, D., Hashim, A. (2018). Preparation and studying the structural and optical properties of (poly-methyl methacrylate-lead oxide) nanocomposites for bioenvironmental applications. *Journal of Bionanoscience*, 12(3): 346-349. <https://doi.org/10.1166/jbns.2018.1537>
- [40] Al-Attayah, K.H., Hashim, A., Obaid, S.F. (2018). Synthesis of new nanocomposites: carboxy methyl cellulose-polyvinylpyrrolidone-polyvinyl alcohol/lead oxide nanoparticles: Structural and electrical properties as gamma ray sensor for bioenvironmental applications. *Journal of Bionanoscience*, 12(2): 200-205. <https://doi.org/10.1166/jbns.2018.1526>
- [41] Hashim, A., Al-Attayah, K.H.H., Obaid, S.F. (2019). Fabrication of novel (biopolymer blend-lead oxide nanoparticles) nanocomposites: Structural and optical properties for low-cost nuclear radiation shielding. *Ukrainian Journal of Physics*, 64(2): 157. <https://doi.org/10.15407/ujpe64.2.157>
- [42] Abbas, B., Hashim, A. (2019). Novel X-rays attenuation by (PMMA-PS-WC) new nanocomposites: Fabrication, structural, optical characterizations and X-ray shielding application. *International Journal of Emerging Trends in Engineering Research*, 7(8): 131-144. <https://doi.org/10.30534/ijeter/2019/06782019>
- [43] Hashim, A., Habeeb, M.A., Khalaf, A., Hadi, A. (2017). Fabrication of (PVA-PAA) blend-extracts of plants bio-composites and studying their structural, electrical and optical properties for humidity sensors applications. *Sensor Letters*, 15(7): 589-596. <https://doi.org/10.1166/sl.2017.3856>
- [44] Shivashankar, H., Mathias, K.A., Sondar, P.R., Shrishail, M.H., Kulkarni, S.M. (2021). Study on low-frequency dielectric behavior of the carbon black/polymer nanocomposite. *Journal of Materials Science: Materials in Electronics*, 32: 28674-28686. <https://doi.org/10.1007/s10854-021-07242-1>
- [45] Farea, M.O., Abdelghany, A.M., Oraby, A.H. (2020). Optical and dielectric characteristics of polyethylene oxide/sodium alginate-modified gold nanocomposites. *RSC Advances*, 10(62): 37621-37630. <https://doi.org/10.1039/D0RA07601E>
- [46] Ishaq, S., Kanwal, F., Atiq, S., Moussa, M., Azhar, U., Losic, D. (2020). Dielectric properties of graphene/titania/polyvinylidene fluoride (G/TiO₂/PVDF) nanocomposites. *Materials*, 13(1): 205. <https://doi.org/10.3390/ma13010205>
- [47] Reddy, P.L., Deshmukh, K., Chidambaram, K., Ali, M.M.N., Sadasivuni, K.K., Kumar, Y.R., Lakshminpathy, R., Pasha, S.K. (2019). Dielectric properties of polyvinyl alcohol (PVA) nanocomposites filled with green synthesized zinc sulphide (ZnS) nanoparticles. *Journal of Materials Science: Materials in Electronics*, 30: 4676-4687. <https://doi.org/10.1007/s10854-019-00761-y>
- [48] Habeeb, M.A., Hashim, A., AbidAli, A.R.K. (2011). The dielectric properties for (PMMA-LiF) composites. *European Journal of Scientific Research*, 61(3): 367-371.
- [49] Yassin, A.Y., Mohamed, A.R., Abdelghany, A.M., Abdelrazek, E.M. (2018). Enhancement of dielectric properties and AC electrical conductivity of nanocomposite using poly (vinyl chloride-co-vinyl acetate-co-2-hydroxypropyl acrylate) filled with graphene oxide. *Journal of Materials Science: Materials in Electronics*, 29: 15931-15945.

- <https://doi.org/10.1007/s10854-018-9679-7>
- [50] Hashim, A., Hadi, A. (2017). A novel piezoelectric materials prepared from (carboxymethyl cellulose-starch) blend-metal oxide nanocomposites. *Sensor Letters*, 15(12): 1019-1022. <https://doi.org/10.1166/sl.2017.3910>
- [51] Hashim, A., Habeeb, M.A., Hadi, A., Jebur, Q.M., Hadi, W. (2017). Fabrication of novel (PVA-PEG-CMC-Fe₃O₄) magnetic nanocomposites for piezoelectric applications. *Sensor Letters*, 15(12): 998-1002. <https://doi.org/10.1166/sl.2017.3935>
- [52] Habeeb, M.A., Hashim, A., Hadi, A. (2017). Fabrication of new nanocomposites: CMC-PAA-PbO₂ nanoparticles for piezoelectric sensors and gamma radiation shielding applications. *Sensor Letters*, 15(9): 785-790. <https://doi.org/10.1166/sl.2017.3877>
- [53] Jebur, Q.M., Hashim, A., Habeeb, M.A. (2019). Structural, electrical and optical properties for (polyvinyl alcohol-polyethylene oxide-magnesium oxide) nanocomposites for optoelectronics applications. *Transactions on Electrical and Electronic Materials*, 20(4): 334-343. <https://doi.org/10.1007/s42341-019-00121-x>
- [54] Jebur, Q., Hashim, A., Habeeb, M. (2020). Fabrication, structural and optical properties for (polyvinyl alcohol-polyethylene oxide-iron oxide) nanocomposites. *Egyptian Journal of Chemistry*, 63(2): 611-623. <https://doi.org/10.21608/ejchem.2019.10197.1669>
- [55] Hassan, D., Hashim, A. (2018). Synthesis of (poly-methyl methacrylate-lead oxide) nanocomposites and studying their AC electrical properties for piezoelectric applications. *Bulletin of Electrical Engineering and Informatics*, 7(4): 547-551. <https://doi.org/10.11591/eei.v7i4.969>
- [56] Hassan, D., Ah-yasari, A.H. (2019). Fabrication and studying the dielectric properties of (polystyrene-copper oxide) nanocomposites for piezoelectric application. *Bulletin of Electrical Engineering and Informatics*, 8(1):52-57. <https://doi.org/10.11591/eei.v8i1.1019>
- [57] Rabee, B.H., Hashim, A. (2011). Synthesis and characterization of carbon nanotubes-polystyrene composites. *European Journal of Scientific Research*, 60(2): 229-236.
- [58] Hashim, A., Hadi, Q. (2017). Novel of (niobium carbide/polymer blend) nanocomposites: Fabrication and characterization for pressure sensors. *Sensor Letters*, 15(11): 951-953. <https://doi.org/10.1166/sl.2017.3892>
- [59] Mohaisen, A., Hamad, Z. (2019). Fabrication and characterization of polymer blend doped with metal carbide nanoparticles for humidity sensors. *Journal of Nanostructures*, 9(2): 340-348. <https://doi.org/10.22052/JNS.2019.02.016>
- [60] Agool, I.R., Mohammed, F.S., Hashim, A. (2015). The effect of magnesium oxide nanoparticles on the optical and dielectric properties of (PVA-PAA-PVP) blend. *Advances in Environmental Biology*, 9(11): 1-11.
- [61] Al-Aaraji, N.A.H., Hashim, A., Hadi, A., Abduljalil, H.M. (2021). Effect of silicon carbide nanoparticles addition on structural and dielectric characteristics of PVA/CuO nanostructures for electronics devices. *Silicon*, 14: 4699-4705. <https://doi.org/10.1007/s12633-021-01265-3>
- [62] Hashim, A., Hadi, A. (2017). Synthesis and characterization of novel piezoelectric and energy storage nanocomposites: Biodegradable materials-magnesium oxide nanoparticles. *Ukrainian Journal of Physics*, 62(12): 1050-1056.
- [63] Hashim, A., Abbas, M.H., Al-Aaraji, N.A.H., Hadi, A. (2023). Controlling the morphological, optical and dielectric characteristics of PS/SiC/CeO₂ nanostructures for nanoelectronics and optics fields. *Journal of Inorganic and Organometallic Polymers and Materials*, 33(1): 1-9. <https://doi.org/10.1007/s10904-022-02485-9>
- [64] Somesh, T.E., Shivakumar, L.R., Sangamesh, M.A., Siddaramaiah, D.T. (2021). Polymer nanocomposites comprising PVA matrix and AgGaO₂ nanofillers: Probing the effect of intercalation on optical and dielectric response for optoelectronic applications. *Indian Journal of Science and Technology*, 14(31): 2579-2589. <https://doi.org/10.17485/IJST/v14i31.1614>